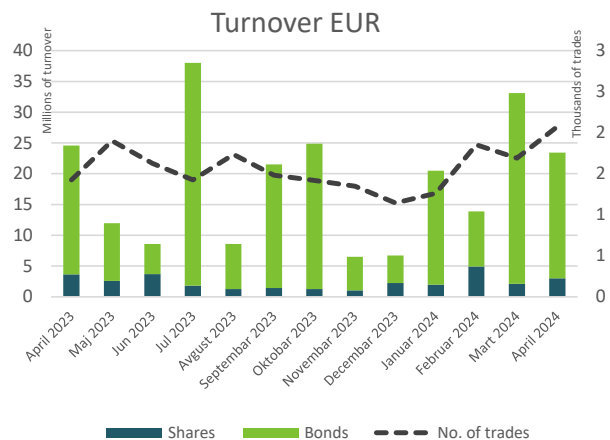


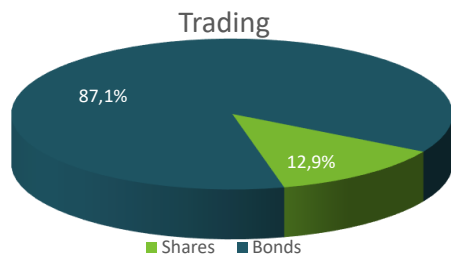


Belgrade Stock Exchange Monthly Report

April 2024

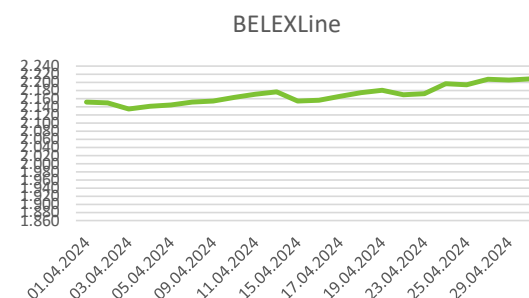
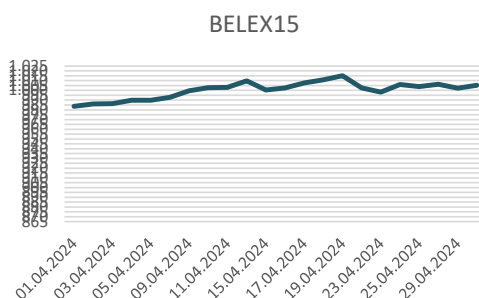


Segment	Total Turnover EUR	Trades
Prime Listing Shares	2.059.028	763
Prime Listing Bonds	20.403.046	796
Open Market Shares	591.714	514
MTP Shares	367.539	1
Total:	23.421.326	2.074



Total Market Capitalization (Shares) EUR: 3.865.475.291

Index	Last	Index Market Cap EUR	% Of Total Market Cap	Trades	Turnover EUR	Mothy Change	YTD
BELEX15	1005,15	2.396.521.047	62,00%	1.058	2.387.456	1,54%	14,79%
BELEXLine	2208,46	2.548.793.357	65,94%	1.196	2.887.400	2,12%	15,38%



Top 5 traded shares						
Issuer	Ticker	Price RSD	Turnover EUR	% Change	Trades	
NIS a.d., Novi Sad	NIIS	862,00	1.413.371	0,23%	442	
Aerodrom Nikola Tesla a.d., Beograd	AERO	1.901,00	518.174	5,55%	267	
Beogradmontaža a.d., Beograd	BGMN	3.800,00	367.539	0,00%	1	
Messer Tehnogas a.d., Beograd	TGAS	25.000,00	147.963	0,60%	82	
Dunav osiguranje a.d., Beograd	DNOS	980,00	123.812	-6,49%	134	

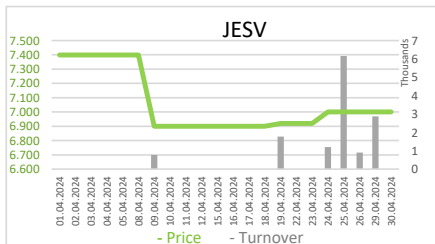
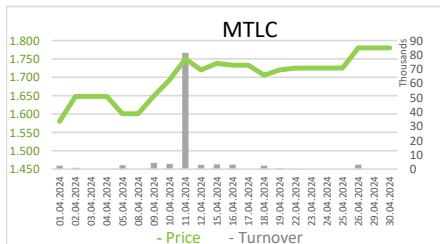
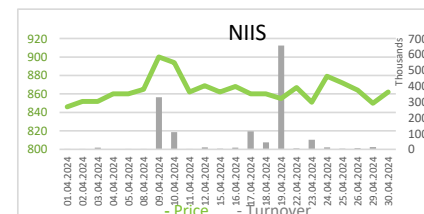
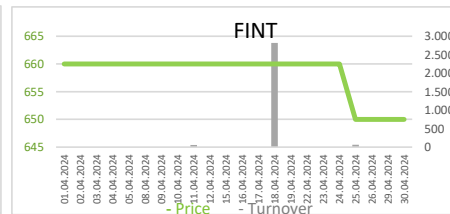
Top 3 gainers in the month				
Ticker	Price RSD	% Change	Turnover EUR	
Putevi a.d., Požega	PUPO	1.700,00	78,95%	4.604
Goša FOM a.d., Smederevska Palanka	GFOM	1.334,00	77,87%	31.455
Preduzeće za puteve Valjevo a.d., Valjev	PPVA	2.474,00	30,01%	1.542

Top 3 decliners in the month				
Ticker	Price RSD	% Change	Turnover EUR	
Tigar a.d., Pirot	TIGR	15,00	-21,05%	49
Bag a.d., Bačko Gradište	BAGB	500,00	-19,35%	2.599
Jugoprevoz Kruševac a.d., Kruševac	JGPK	8.000,00	-12,12%	6.488



Shares - Official Listing Segments

Prime Listing Shares								
Ticker	Issuer	Price RSD	Turnover EUR	Trades	1y price range	Issued shares	Monthly change	Market CAP
AERO	Aerodrom Nikola Tesla a.d. , Beograd	1.901,00	518.174	267	1660 - 2100	35.026.129	5,55%	568.556.952
FINT	Fintel energija a.d. , Beograd	650,00	2.934	3	640 - 670	26.510.506	-1,52%	147.140.114
JESV	Jedinstvo a.d. , Sevojno	7.000,00	13.652	14	6330 - 7500	232.703	-5,39%	13.909.123
MTLC	Metalac a.d. , Gornji Milanovac	1.780,00	110.896	37	1400 - 1780	2.040.000	7,94%	31.006.296
NIIS	NIS a.d., Novi Sad	862,00	1.413.371	442	684 - 900	163.060.400	0,23%	1.200.205.144





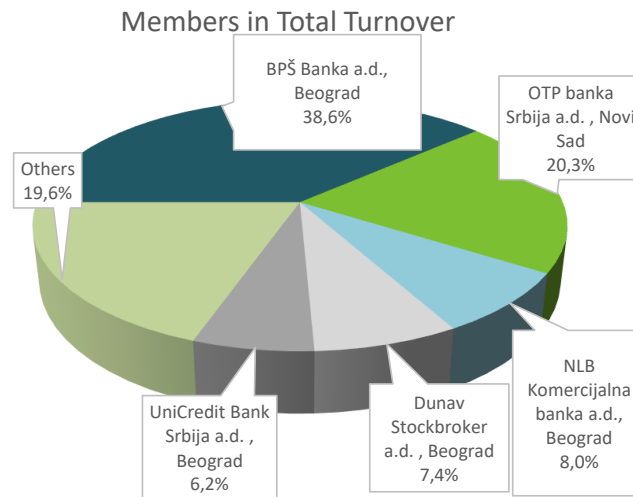
Bonds - Official Listing Segments

Prime Listing Bonds - top 5 Turnover							
Ticker	Issuer	Price	Turnover EUR	Trades	1y price range	No. of bonds	Monthly change
RSO23208	Republika Srbija	109,3488	10.996.252	3	106,8915 - 110,2909	15.000.000	-0,81%
RSO19183	Republika Srbija	98,4082	5.499.337	5	96,3239 - 104,2065	100.000	0,67%
RSO19181	Republika Srbija	100,7297	859.606	2	99,0837 - 103,6858	15.000.000	0,49%
RSO18174	Republika Srbija	104,2096	662.170	1	103,1586 - 109,1661	15.490.669	0,29%
RSO17151	Republika Srbija	99,0587	594.352	1	99,0587 - 99,0587	100.522	-12,37%

Top Member Statistics

Trading in shares		
Member Name	Turnover EUR	% in Turnover
M&V Investments a.d., Be	1.432.118	23,73%
Dunav Stockbroker a.d., Be	1.229.066	20,36%
Tesla Capital a.d., Beograd	910.741	15,09%
NLB Komercijalna banka a.	710.188	11,76%
Raiffeisen banka a.d., Beog	438.199	7,26%

Member name	Trades	% in Trades
NLB Komercijalna banka a.	696	27,23%
BPŠ Banka a.d., Beograd	446	17,45%
Dunav Stockbroker a.d., Be	259	10,13%
OTP banka Srbija a.d., Nov	167	6,53%
Tezoro broker a.d., Beogra	160	6,26%



Trading in bonds		
Member Name	Turnover EUR	% in Turnover
BPŠ Banka a.d., Beograd	18.047.654	44,23%
OTP banka Srbija a.d., Novi Sad	9.333.198	22,87%
NLB Komercijalna banka a.d., Beograd	3.023.757	7,41%
UniCredit Bank Srbija a.d., Beograd	2.884.188	7,07%
Dunav Stockbroker a.d., Beograd	2.246.734	5,51%

Member name	Trades	% in Trades
BPŠ Banka a.d., Beograd	351	22,05%
Momentum Securities a.d., Novi Sad	347	21,80%
NLB Komercijalna banka a.d., Beograd	346	21,73%
M&V Investments a.d., Beograd	147	9,23%
OTP banka Srbija a.d., Novi Sad	102	6,41%