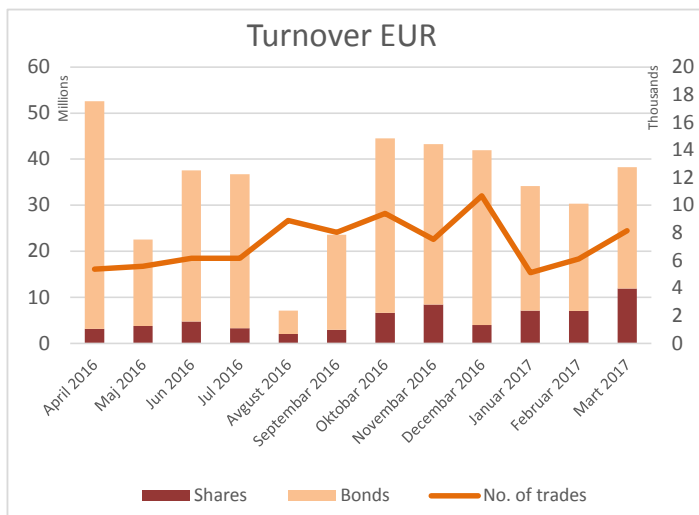


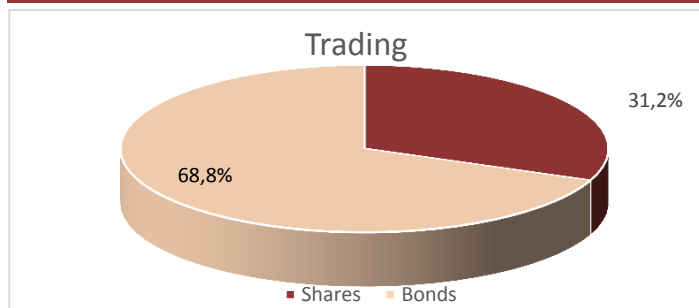


Belgrade Stock Exchange Monthly Report

March 2017

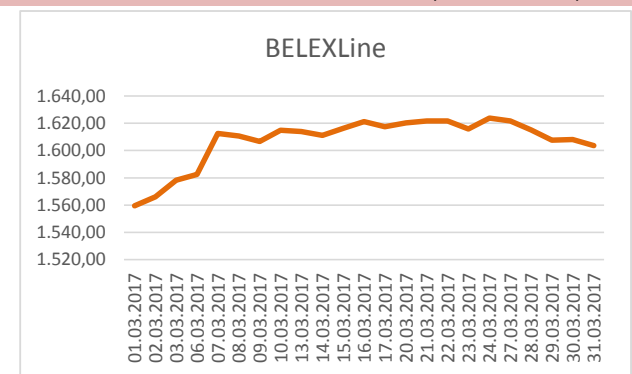
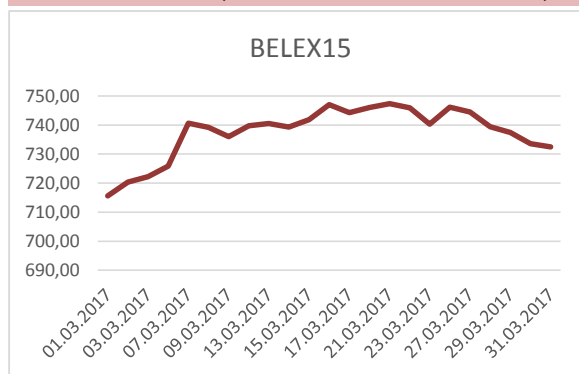


Segment	Total Turnover EUR	Trades
Prime Listing Shares	3.400.757	6.467
Prime Listing Bonds	26.318.520	17
Standard Listing Shares	491.186	181
Open Market Shares	866.422	585
MTP Shares	7.181.117	896
Total:	38.258.002	8.146



Total Market Capitalization (Shares) EUR: 4.575.026.142

Index	Last	Index Market Cap EUR	% Of Total Market Cap	Trades	Turnover EUR	Mohtly Change	YTD
BELEX15	732,51	2.017.650.582	44,10%	6.760	4.079.655	1,91%	2,11%
BELEXLine	1603,70	2.237.448.072	48,91%	7.103	4.661.111	2,53%	2,18%



Top 5 traded Shares						
Issuer	Ticker	Price RSD	Turnover EUR	% Change	Trades	
Hotel Prag a.d. , Beograd	PRAG	1.736,00	4.809.573	92,89%	8	
Energoprojekt holding a.d. , Beograd	ENHL	1.489,00	2.089.619	12,04%	615	
Tehnopromet a.d. , Beograd	THPT	230,00	1.497.423	0,00%	3	
Aerodrom Nikola Tesla a.d. , Beograd	AERO	1.300,00	778.563	10,83%	3.479	
NIS a.d., Novi Sad	NIIS	747,00	480.571	-1,71%	2.281	

Top 3 Gainers in the month				
Ticker	Price RSD	% Change	Turnover EUR	
Hotel Prag a.d. , Beograd	PRAG	1.736,00	92,89%	4.809.573
Auto kuća 21. maj a.d. , Beograd	AKDM	260,00	57,58%	12.123
TE - TO a.d. , Senta	TETO	1.900,00	56,12%	1.321

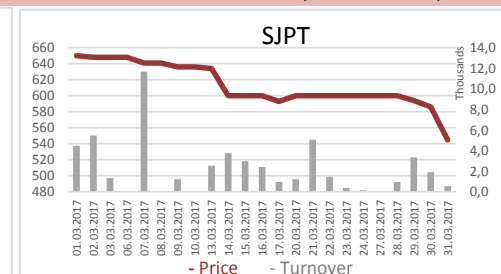
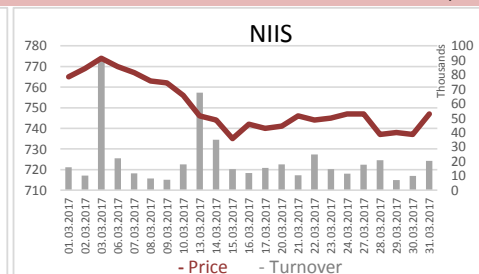
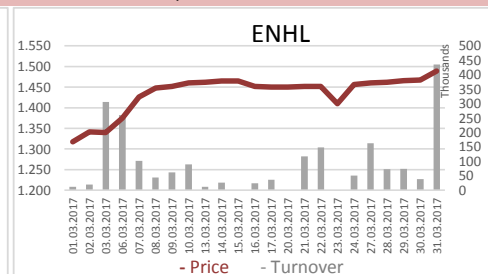
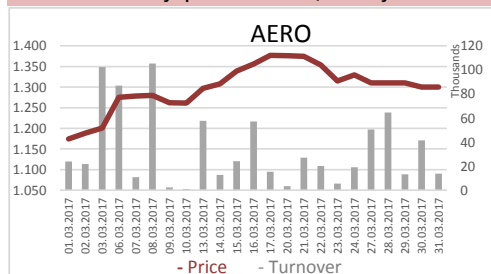
Top 3 Decliners in the month				
Ticker	Price RSD	% Change	Turnover EUR	
Kluz Padobrani a.d. , Beograd	KLZP	65,00	-45,83%	41
Kadinjača a.d. , Bajina Bašta	KDNA	60,00	-33,33%	2.386
PD Zaječar a.d. , Zaječar	PDZA	5.301,00	-29,32%	1.325



Shares - Official Listing Segments

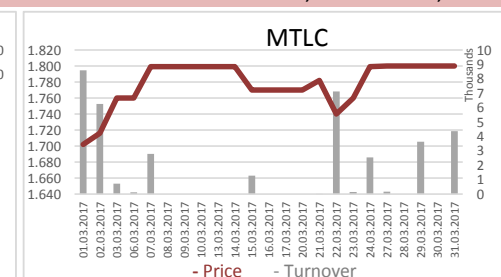
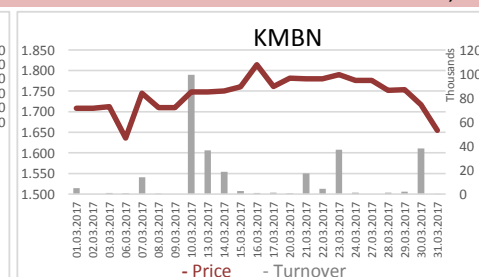
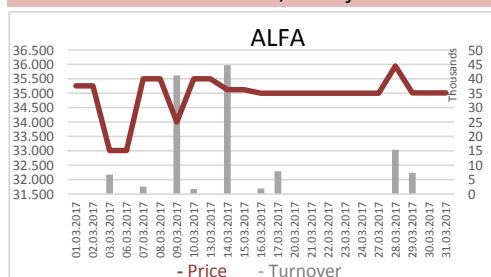
Prime Listing Shares

Ticker	Issuer	Price RSD	Turnover EUR	Trades	1y price range	Issued shares	Monthly change	Market CAP	P/E	P/B
AERO	Aerodrom Nikola Tesla a.d. , Beograd	1.300,00	778.563	3.479	871 - 1400	34.289.350	10,83%	359.578.205	15,10	1,66
ENHL	Energoprojekt holding a.d. , Beograd	1.489,00	2.089.619	615	902 - 1500	10.931.292	12,04%	131.297.649	70,12	1,93
NIIS	NIS a.d., Novi Sad	747,00	480.571	2.281	535 - 775	163.060.400	-1,71%	982.561.766	7,56	0,60
SJPT	Sojaprotein a.d. , Bečej	545,00	52.004	92	538 - 897	14.895.524	-16,15%	65.485.183	/	0,71



Standard Listing Shares

Ticker	Issuer	Price RSD	Turnover EUR	Trades	1y price range	Issued shares	Monthly change	Market CAP	P/E	P/B
ALFA	Alfa plam a.d. , Vranje	35.003,00	129.373	31	31000 - 36000	174.812	-0,71%	49.359.104	8,04	0,94
JESV	Jedinstvo a.d. , Sevojno	4.512,00	42.031	30	3650 - 4849	304.719	12,80%	11.090.711	9,31	0,57
KMBN	Komercijalna banka a.d. , Beograd	1.655,00	282.063	84	1355 - 1900	16.817.956	-5,37%	224.523.584	/	0,46
MTLC	Metalac a.d. , Gornji Milanovac	1.800,00	37.720	36	1280 - 2800	2.040.000	2,21%	29.620.571	14,21	1,19





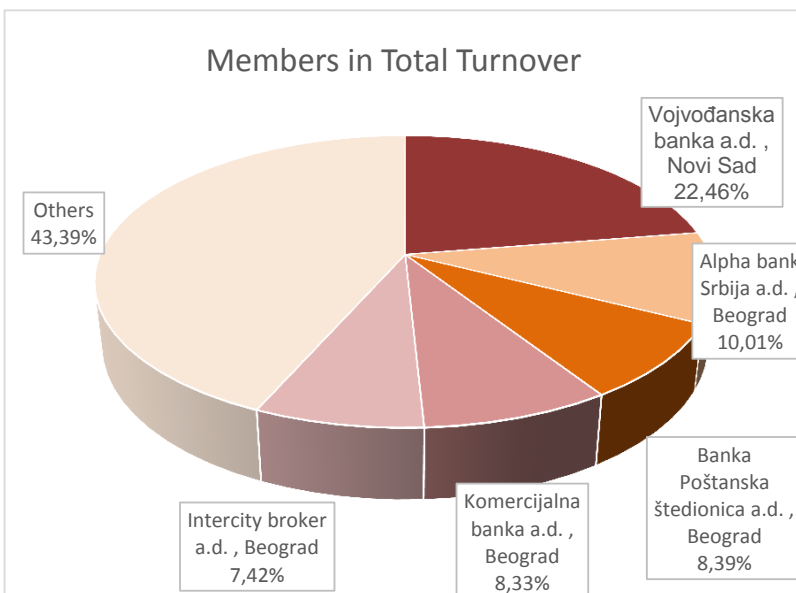
Bonds - Official Listing Segments

Prime Listing Bonds - top 5 Turnover							
Ticker	Issuer	Price	Turnover EUR	Trades	1y price range	No. Of Bonds	Monthly change
RSO15121	Republika Srbija	101,8009	10.382.847	2	101,719 - 102,5481	50.000	0,08%
RSO1215	Republika Srbija	107,5463	3.470.317	3	107,4715 - 112,5578	500.000	-4,45%
RSO1330	Republika Srbija	108,0176	3.456.563	1	106,19 - 108,0176	43.311	0,65%
RSO15105	Republika Srbija	105,8630	3.326.232	4	105,4267 - 115,1742	4.804.175	-8,08%
RSO15114	Republika Srbija	102,9414	2.573.535	1	101,906 - 104,7933	50.000	0,91%

Top Member Statistics

Trading in Shares		
Member Name	Turnover EUR	% in Turnover
Intercity broker a.d., Beog	5.672.164	23,76%
Tandem financial a.d., No	4.833.668	20,25%
Tesla Capital a.d., Beograd	4.038.464	16,90%
Wise broker a.d., Beograd	2.668.004	11,17%
M&V Investments a.d., Be	1.683.601	7,05%

Member Name	Trades	% in Trades
Banka Poštanska štedionica	5.170	31,80%
Tesla Capital a.d., Beograd	1.596	9,82%
Dunav Stockbroker a.d., B	1.577	9,70%
Komercijalna banka a.d., E	1.201	7,39%
CapitalOne a.d., Beograd	860	5,29%



Trading in Bonds		
Member Name	Turnover EUR	% in Turnover
Vojvođanska banka a.d., Novi Sad	16.339.551	31,04%
Alpha bank Srbija a.d., Beograd	7.662.735	14,55%
Banka Poštanska štedionica a.d., Be	6.304.848	11,99%
Komercijalna banka a.d., Beograd	5.990.588	11,39%
UniCredit Bank Srbija a.d., Beograd	3.764.836	7,15%

Member Name	Trades	% in Trades
Banka Poštanska štedionica a.d., Be	7	20,59%
Vojvođanska banka a.d., Novi Sad	5	14,71%
Komercijalna banka a.d., Beograd	4	11,76%
Erste bank a.d., Novi Sad	3	8,82%
UniCredit Bank Srbija a.d., Beograd	3	8,82%