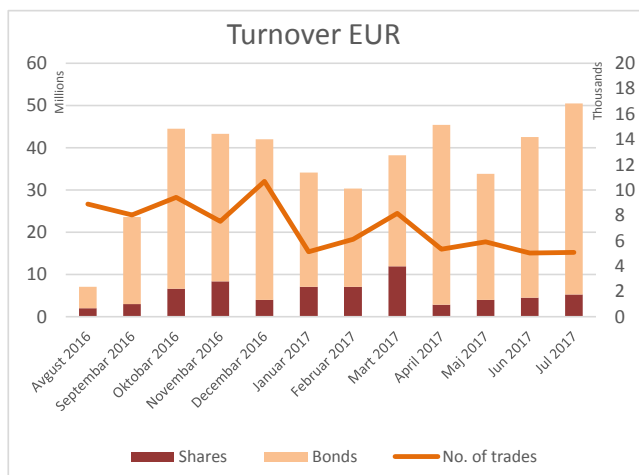


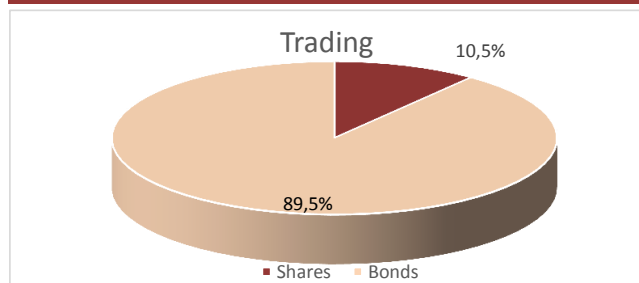


Belgrade Stock Exchange Monthly Report

July 2017

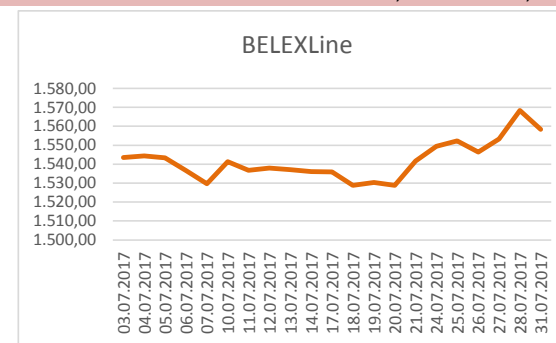
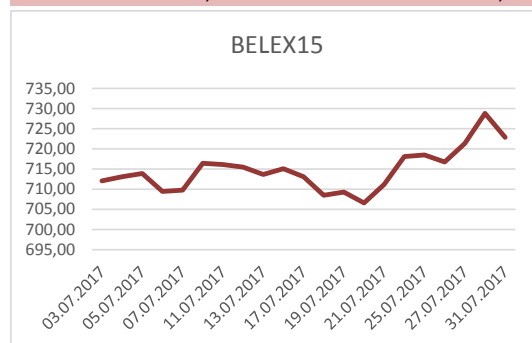


Segment	Total Turnover EUR	Trades
Prime Listing Shares	3.271.969	4.178
Prime Listing Bonds	45.218.511	28
Standard Listing Shares	371.563	142
Open Market Shares	1.488.655	462
MTP Shares	170.396	279
Total:	50.521.093	5.089



Total Market Capitalization (Shares) EUR: 4.525.788.114

Index	Last	Index Market Cap EUR	% Of Total Market Cap	Trades	Turnover EUR	Mohtly Change	YTD
BELEX15	722,88	2.026.868.321	44,78%	4.489	3.946.709	1,63%	0,77%
BELEXLine	1558,31	2.190.158.051	48,39%	4.709	5.092.965	1,03%	-0,71%



Top 5 traded Shares						
Issuer	Ticker	Price RSD	Turnover EUR	% Change	Trades	
Aerodrom Nikola Tesla a.d. , Beograd	AERO	1.308,00	1.273.370	1,71%	1.869	
Energoprojekt holding a.d. , Beograd	ENHL	1.506,00	1.217.272	3,86%	328	
NIS a.d., Novi Sad	NIIS	691,00	772.998	2,22%	1.926	
Jubmes banka a.d. , Beograd	JMBN	7.140,00	768.102	9,81%	23	
Halkbank a.d. , Beograd	CCNB	9.000,00	235.881	-3,23%	8	

Top 3 Gainers in the month				
Ticker	Price RSD	% Change	Turnover EUR	
Erozija a.d. , Vladičin Han	ERZJ	1.200,00	50,00%	4.658
Institut za ispitivanje materijala a.d. , Be	INMT	12.000,00	50,00%	997
Vočar a.d. , Svilajnac	VRBG	400,00	37,93%	900

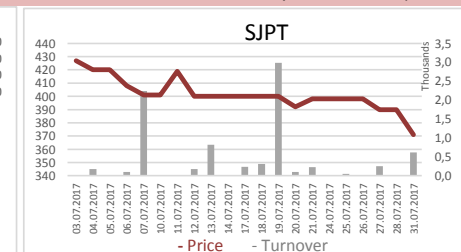
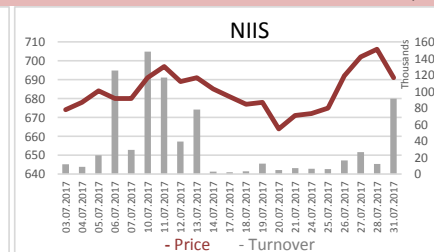
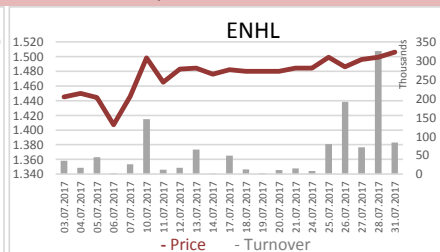
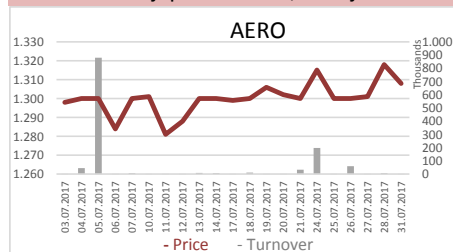
Top 3 Decliners in the month				
Ticker	Price RSD	% Change	Turnover EUR	
Niš ekspres a.d., Niš	NEKSP	700,00	-36,36%	192
Minel Koncern a.d. , Beograd	MNHL	800,00	-33,33%	17.136
Savremena administracija a.d. , Beograd	SVRME	2.850,00	-25,00%	236



Shares - Official Listing Segments

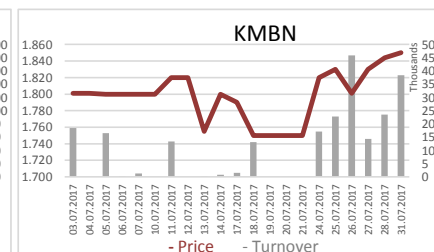
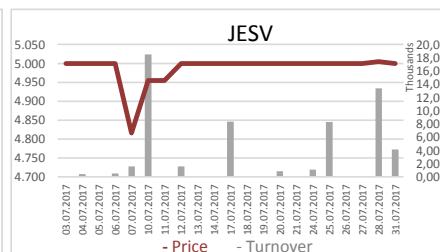
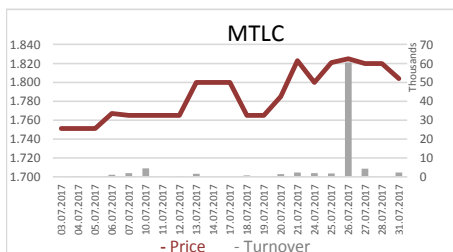
Prime Listing Shares

Ticker	Issuer	Price RSD	Turnover EUR	Trades	1y price range	Issued shares	Monthly change	Market CAP	P/E	P/B
AERO	Aerodrom Nikola Tesla a.d. , Beogr	1.308,00	1.273.370	1.869	896 - 1400	34.289.350	1,71%	372.507.876	15,19	1,67
ENHL	Energoprojekt holding a.d. , Beogra	1.506,00	1.217.272	328	1195 - 1520	10.931.292	3,86%	136.730.352	70,92	1,95
NIIS	NIS a.d., Novi Sad	691,00	772.998	1.926	562 - 775	163.060.400	2,22%	935.825.799	7,01	0,52
SJPT	Sojaprotein a.d. , Bečej	371,00	8.329	55	370 - 750	14.895.524	-13,11%	45.898.465	/	0,48



Standard Listing Shares

Ticker	Issuer	Price RSD	Turnover EUR	Trades	1y price range	Issued shares	Monthly change	Market CAP	P/E	P/B
JESV	Jedinstvo a.d. , Sevojno	5.000,00	58.700	23	3900 - 5250	304.719	0,00%	12.654.296	9,82	0,61
KMBN	Komercijalna banka a.d. , Beograd	1.850,00	227.418	64	1400 - 1900	16.817.956	2,78%	258.412.432	-3,94	0,57
MTLC	Metalac a.d. , Gornji Milanovac	1.804,00	85.444	55	1360 - 1900	2.040.000	2,50%	30.565.758	/	1,19





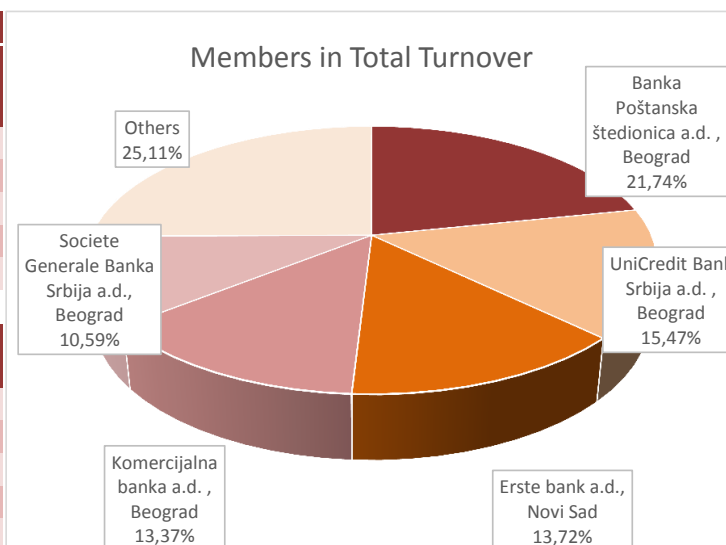
Bonds - Official Listing Segments

Prime Listing Bonds - top 5 Turnover							
Ticker	Issuer	Price	Turnover EUR	Trades	1y price range	No. Of Bonds	Monthly change
RSO1495	Republika Srbija	108,6876	11.140.355	7	108,5337 - 115,6741	516.318	-6,04%
RSO1319	Republika Srbija	108,0550	7.522.558	2	107,7375 - 108,055	500.000	0,29%
RSO15105	Republika Srbija	107,5193	5.327.099	4	105,4267 - 115,1742	4.804.175	0,23%
RSO16131	Republika Srbija	102,0698	4.492.379	2	102,0336 - 102,0698	2.470.954	3,91%
RSO16132	Republika Srbija	101,1959	3.035.877	1	99,8879 - 101,8226	100.000	0,20%

Top Member Statistics

Trading in Shares		
Member Name	Turnover EUR	% in Turnover
Tesla Capital a.d., Beograd	1.659.043	15,64%
Tezoro broker a.d., Beogr	1.275.745	12,03%
Vojvođanska banka a.d., N	1.179.511	11,11%
Convst a.d., Novi Sad	1.127.105	10,62%
Raiffeisen banka a.d., Beog	1.007.569	9,52%

Member Name	Trades	% in Trades
Banka Poštanska štedionica	3.406	33,65%
Vojvođanska banka a.d., N	1.383	13,66%
CapitalOne a.d., Beograd	893	8,82%
Komercijalna banka a.d., E	646	6,38%
Convst a.d., Novi Sad	592	5,85%



Trading in Bonds		
Member Name	Turnover EUR	% in Turnover
Banka Poštanska štedionica a.d., Beograd	21.886.615	24,20%
UniCredit Bank Srbija a.d., Beograd	15.498.311	17,14%
Erste bank a.d., Novi Sad	13.761.799	15,21%
Komercijalna banka a.d., Beograd	13.067.250	14,46%
Societe Generale Banka Srbija a.d.,	10.621.534	11,74%

Member Name	Trades	% in Trades
Banka Poštanska štedionica a.d., Beograd	12	21,43%
UniCredit Bank Srbija a.d., Beograd	10	17,86%
Komercijalna banka a.d., Beograd	9	16,07%
Erste bank a.d., Novi Sad	8	14,29%
Societe Generale Banka Srbija a.d.,	6	10,71%