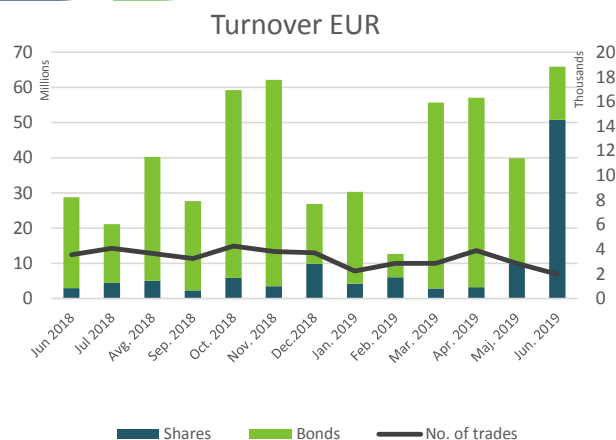


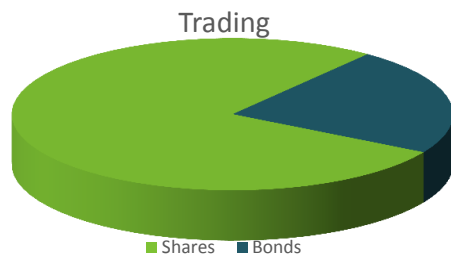


# Belgrade Stock Exchange Monthly Report

June 2019

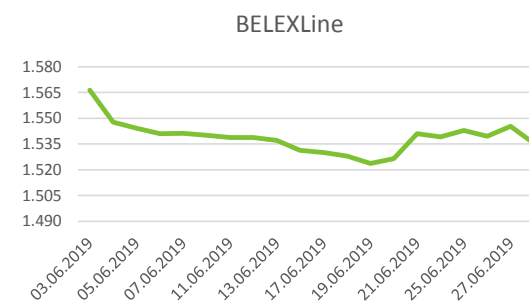
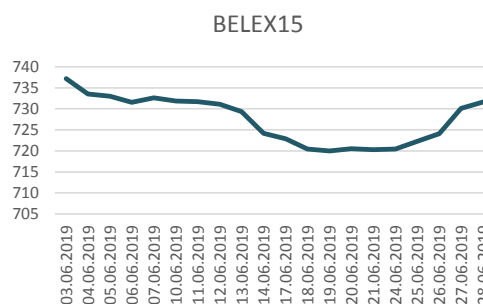


Segment	Total Turnover EUR	Trades
Prime Listing Shares	769.651	1.383
Prime Listing Bonds	15.034.380	10
Standard Listing Shares	44.758.285	148
Open Market Shares	4.491.425	282
MTP Shares	800.549	147
<b>Total:</b>	<b>65.854.289</b>	<b>1.970</b>



Total Market Capitalization (Shares) EUR: 4.401.787.760

Index	Last	Index Market Cap EUR	% Of Total Market Cap	Trades	Turnover EUR	Mothy Change	YTD
BELEX15	731,62	1.976.355.985	44,90%	1.637	49.843.626	-0,23%	-3,95%
BELEXLine	1535,29	2.267.158.893	51,51%	1.702	49.902.197	-1,50%	-3,40%



**Top 5 traded Shares**

Issuer	Ticker	Price RSD	Turnover EUR	% Change	Trades
Komercijalna banka a.d. , Beograd	KMBN	2.949,00	44.635.407	5,32%	111
Sojaprotein a.d. , Bečej	SJPT	180,00	3.814.669	0,00%	20
Minel Concern a.d. , Beograd	MNHL	1.120,00	646.771	0,00%	3
Aerodrom Nikola Tesla a.d. , Beograd	AERO	812,00	406.370	4,77%	725
NIS a.d., Novi Sad	NIIS	685,00	341.198	-5,12%	636

Top 3 Gainers in the month		Ticker	Price RSD	% Change	Turnover EUR
Termika-Beograd a.d. , Beograd		TRBG	3.003,00	50,00%	25
Telefonkabl a.d. , Beograd		TLKB	10.000,00	42,86%	5.739
VP Dunav a.d. , Bačka Palanka		VPDU	10.900,00	29,76%	6.432

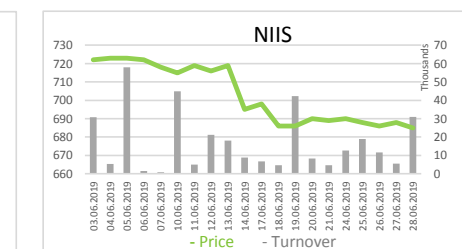
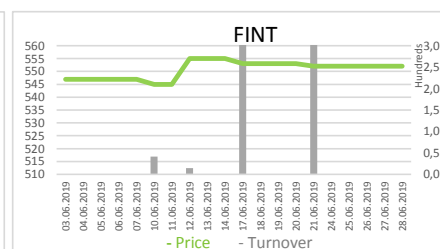
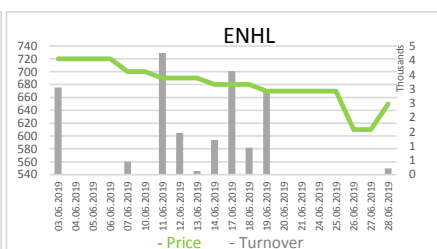
  

Top 3 Decliners in the month		Ticker	Price RSD	% Change	Turnover EUR
Pomoravlje a.d. , Niš		PMNI	950,00	-50,00%	822
Globos osiguranje a.d. , Beograd		GLOS	231,00	-30,00%	16.173
Vital a.d. , Vrbas		VITL	700,00	-22,14%	326

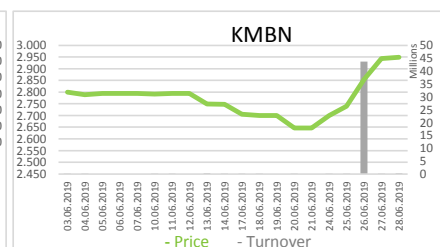
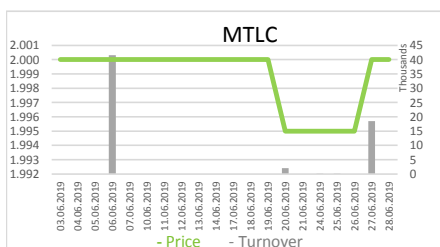


## Shares - Official Listing Segments

Prime Listing Shares										
Ticker	Issuer	Price RSD	Turnover EUR	Trades	1y price range	Issued shares	Monthly change	Market CAP	P/E	P/B
AERO	Aerodrom Nikola Tesla a.d. , Beograd	812,00	406.370	725	630 - 1956	35.026.129	4,77%	241.206.939	0,54	0,35
ENHL	Energoprojekt holding a.d. , Beograd	650,00	18.280	16	600 - 758	10.931.292	-9,72%	60.259.632	9,31	0,78
FINT	Fintel energija a.d. , Beograd	552,00	3.803	6	505 - 555	26.510.506	0,91%	124.107.698	/	28,02
NIIS	NIS a.d., Novi Sad	685,00	341.198	636	670 - 750	163.060.400	-5,12%	947.285.088	4,28	0,45



Standard Listing Shares										
Ticker	Issuer	Price RSD	Turnover EUR	Trades	1y price range	Issued shares	Monthly change	Market CAP	P/E	P/B
JESV	Jedinstvo a.d. , Sevojno	5.500,00	60.583	20	5000 - 5500	277.373	5,26%	12.938.040	6,10	0,58
KMBN	Komercijalna banka a.d. , Beograd	2.949,00	44.635.407	111	1815 - 2950	16.817.956	5,32%	420.619.701	/	0,75
MTLC	Metalac a.d. , Gornji Milanovac	2.000,00	62.295	17	1921 - 2110	2.040.000	0,00%	34.602.047	15,02	1,26





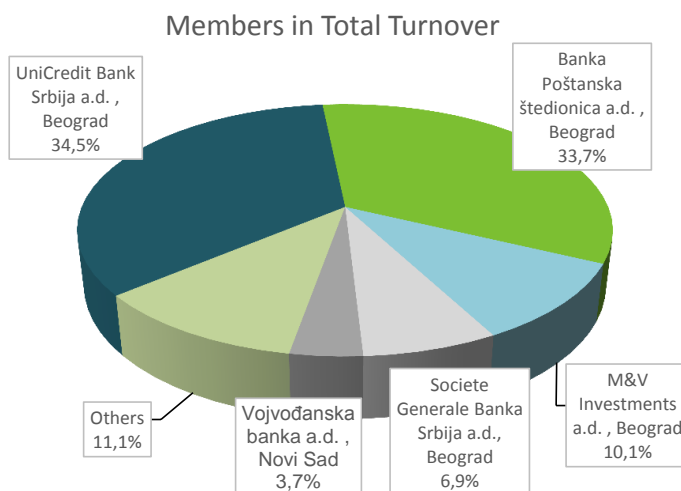
## Bonds - Official Listing Segments

Prime Listing Bonds - top 5 Turnover							
Ticker	Issuer	Price	Turnover EUR	Trades	1y price range	No. Of Bonds	Monthly change
RSO15122	Republika Srbija	111,4316	4.724.617	1	108,4866 - 111,4316	1.398.740	0,42%
RSO19182	Republika Srbija	102,6726	4.352.806	1	100,165 - 102,6726	9.693.973	1,20%
RSO18172	Republika Srbija	100,7180	3.021.540	1	100,718 - 101,4281	39.754	-0,70%
RSO15102	Republika Srbija	120,8786	1.893.473	3	118,3919 - 132,95	4.500.000	1,04%
RSO19184	Republika Srbija	100,7690	1.007.690	1	100,769 - 100,769	142.445	0,77%

## Top Member Statistics

Trading in Shares		
Member Name	Turnover EUR	% in Turnover
Banka Poštanska štedionica	44.393.925	43,68%
UniCredit Bank Srbija a.d. ,	43.730.713	43,02%
M&V Investments a.d. , Be	8.960.475	8,82%
Momentum Securities a.d.	1.171.816	1,15%
Tesla Capital a.d., Beograd	981.339	0,97%

Member Name	Trades	% in Trades
Banka Poštanska štedionica	1.106	28,21%
Komercijalna banka a.d. , B	574	14,64%
M&V Investments a.d. , Be	410	10,46%
Vojvođanska banka a.d. , N	334	8,52%
Tesla Capital a.d., Beograd	210	5,36%



Trading in Bonds		
Member Name	Turnover EUR	% in Turnover
Societe Generale Banka Srbija a.d., Be	9.077.423	30,19%
Eurobank a.d., Beograd	4.724.617	15,71%
M&V Investments a.d. , Beograd	4.352.806	14,48%
Vojvođanska banka a.d. , Novi Sad	4.029.230	13,40%
Raiffeisen banka a.d., Beograd	3.246.404	10,80%

Member Name	Trades	% in Trades
Dunav Stockbroker a.d. , Beograd	4	20,00%
Raiffeisen banka a.d., Beograd	4	20,00%
Ilirika investments a.d. , Beograd	3	15,00%
Societe Generale Banka Srbija a.d., Be	2	10,00%
Vojvođanska banka a.d. , Novi Sad	2	10,00%