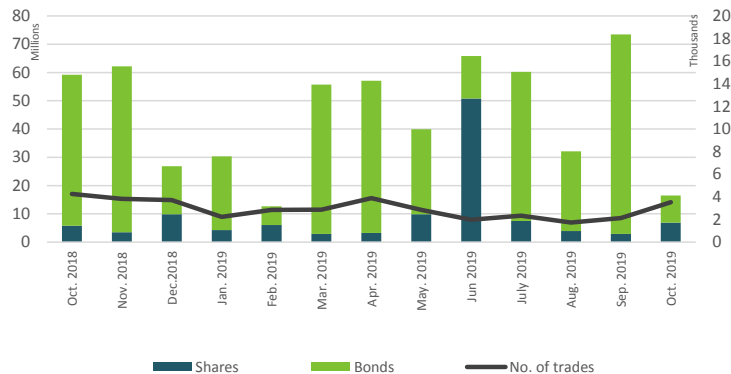




Belgrade Stock Exchange Monthly Report

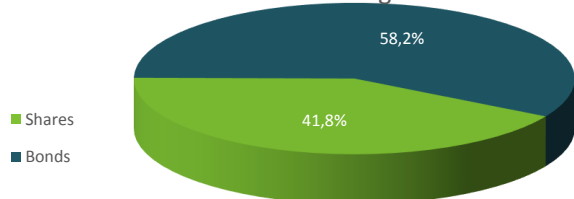
October 2019

Turnover EUR



Segment	Total Turnover EUR	Trades
Prime Listing Shares	695.809	1.673
Prime Listing Bonds	9.595.055	8
Standard Listing Shares	1.642.882	122
Open Market Shares	1.657.848	328
MTP Shares	2.902.049	1.401
Total:	16.493.643	3.532

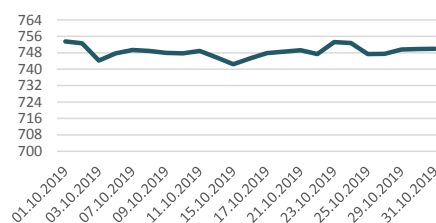
Trading



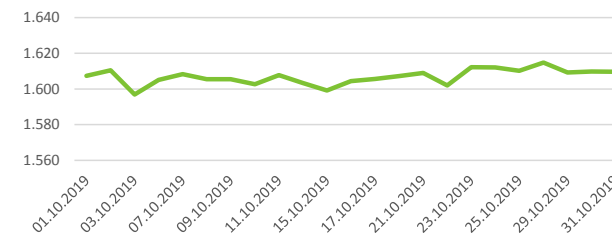
Total Market Capitalization (Shares) EUR: 4.756.399.169

Index	Last	Index Market Cap EUR	% Of Total Market Cap	Trades	Turnover EUR	Monthly Change	YTD
BELEX15	749,88	2.006.425.665	42,18%	1.852	2.514.661	-0,16%	-1,55%
BELEXLine	1609,64	2.349.788.930	49,40%	3.264	6.160.023	0,25%	1,28%

BELEX15



BELEXLine



Top 5 traded Shares						
Issuer	Ticker	Price RSD	% Change	Turnover EUR	Trades	
Goša montaža a.d. , Beograd	GMON	2.001,00	-6,93%	2.051.829	1.092	
Komercijalna banka a.d. , Beograd	KMBN	3.300,00	0,92%	1.511.678	53	
Jubmes banka a.d. , Beograd	JMBN	6.505,00	-4,34%	970.486	26	
Tehnopromet a.d. , Beograd	THPT	230,00	0,00%	561.644	1	
NIS a.d., Novi Sad	NIIS	672,00	-0,88%	544.086	889	

Top 3 Gainers in the month				
Ticker	Price RSD	% Change	Turnover EUR	
Omoljica a.d. , Omoljica	OMOL	850,00	55,96%	14.253
Saobraćaj i transport a.d. , Zrenjanin	SATR	1.260,00	50,00%	1.072
VP Dunav a.d. , Bačka Palanka	VPDU	19.914,00	45,38%	246.484

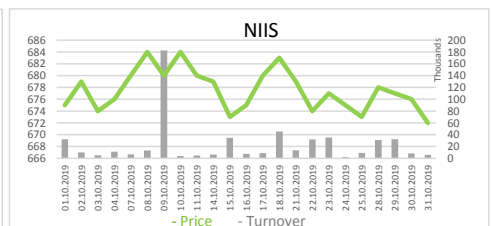
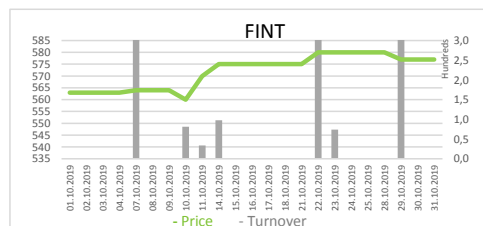
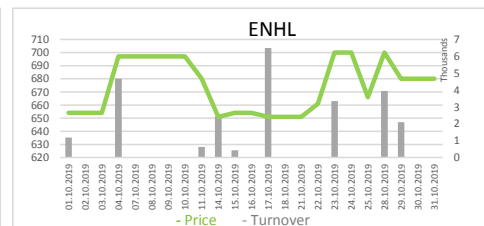
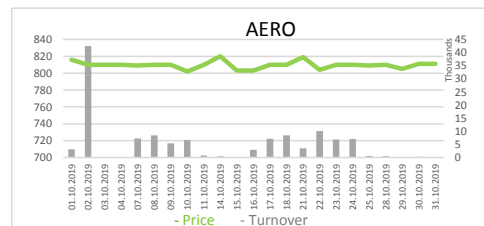
Top 3 Decliners in the month				
Ticker	Price RSD	% Change	Turnover EUR	
Dunav a.d., Smederevo	TPDN	300,00	-42,31%	513
Dimničar a.d. , Beograd	DMNR	8.000,00	-38,46%	1.021
Vino župa a.d. , Aleksandrovac	VINZ	408,00	-32,00%	253



Shares - Official Listing Segments

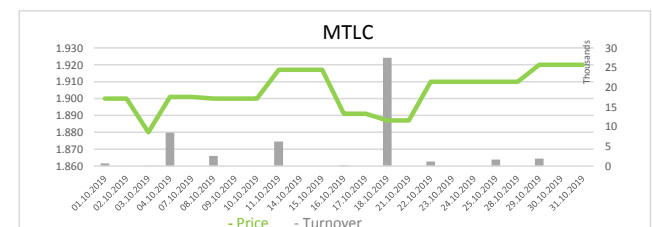
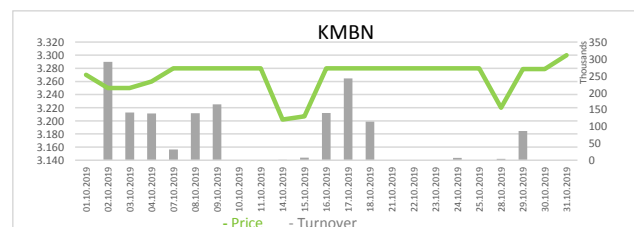
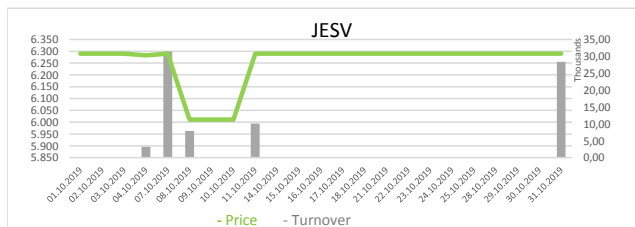
Prime Listing Shares

Ticker	Issuer	Price RSD	Turnover EUR	Trades	1y price range	Issued shares	Monthly change	Market CAP	P/E	P/B
AERO	Aerodrom Nikola Tesla a.d. , Beograd	811,00	122.257	739	630 - 1956	35.026.129	3,84%	241.701.948	0,53	0,35
ENHL	Energoprojekt holding a.d. , Beograd	680,00	25.293	30	600 - 758	10.931.292	-1,02%	63.248.111	9,74	0,82
FINT	Fintel energija a.d. , Beograd	577,00	4.174	15	505 - 580	26.510.506	2,49%	130.155.038	/	29,29
NIIS	NIS a.d., Novi Sad	672,00	544.086	889	670 - 750	163.060.400	-0,88%	932.362.784	4,20	0,44



Standard Listing Shares

Ticker	Issuer	Price RSD	Turnover EUR	Trades	1y price range	Issued shares	Monthly change	Market CAP	P/E	P/B
JESV	Jedinstvo a.d. , Sevojno	6.290,00	80.928	21	5000 - 6300	277.373	0,00%	14.845.061	6,98	0,67
KMBN	Komercijalna banka a.d. , Beograd	3.300,00	1.511.678	53	2050 - 3489	16.817.956	0,92%	472.230.795	6,97	0,84
MTLC	Metalac a.d. , Gornji Milanovac	1.920,00	50.275	48	1880 - 2090	2.040.000	0,52%	33.327.179	14,42	1,21





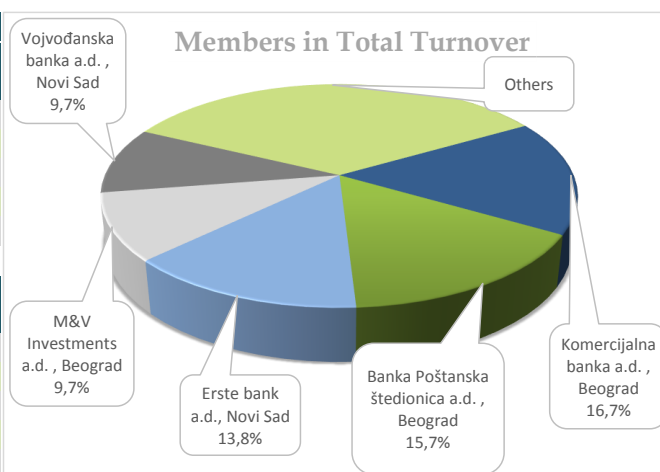
Bonds - Official Listing Segments

Prime Listing Bonds - top 5 Turnover							
Ticker	Issuer	Price	Turnover EUR	Trades	1y price range	No. Of Bonds	Monthly change
RSO19184	Republika Srbija	102,4127	5.120.635	1	100,769 - 102,4127	200.000	1,63%
RSO19183	Republika Srbija	115,5801	2.311.602	1	115,5801 - 115,5801	69.701	15,58%
RSO18179	Republika Srbija	101,3542	1.013.542	1	101,3542 - 101,3542	26.972	0,37%
RSO19182	Republika Srbija	106,2767	452.172	1	100,165 - 106,2767	9.693.973	0,26%
RSO16142	Republika Srbija	113,4961	444.257	1	109,8547 - 114,8139	11.000.000	0,40%

Top Member Statistics

Trading in Shares		
Member Name	Turnover EUR	% in Turnover
M&V Investments a.d., Beograd	3.192.347	23,14%
Tesla Capital a.d., Beograd	2.955.087	21,42%
Dunav Stockbroker a.d., Beograd	1.971.198	14,29%
Jorgić broker a.d., Beograd	1.219.255	8,84%
Euro fineks broker a.d., Beograd	896.761	6,50%

Member Name	Trades	% in Trades
Banka Poštanska štedionica a.d., Beograd	1.416	20,09%
M&V Investments a.d., Beograd	953	13,52%
Tesla Capital a.d., Beograd	851	12,07%
Komercijalna banka a.d., Beograd	736	10,44%
Dunav Stockbroker a.d., Beograd	618	8,77%



Trading in Bonds		
Member Name	Turnover EUR	% in Turnover
Banka Poštanska štedionica a.d., Beograd	5.120.635	26,69%
Komercijalna banka a.d., Beograd	5.120.635	26,69%
Erste bank a.d., Novi Sad	4.338.686	22,60%
Vojvođanska banka a.d., Novi Sad	2.311.602	12,04%
Dunav Stockbroker a.d., Beograd	1.149.276	5,99%

Member Name	Trades	% in Trades
Dunav Stockbroker a.d., Beograd	5	31,25%
UniCredit Bank Srbija a.d., Beograd	3	18,75%
Erste bank a.d., Novi Sad	3	18,75%
Raiffeisen banka a.d., Beograd	2	12,50%
Vojvođanska banka a.d., Novi Sad	1	6,25%