



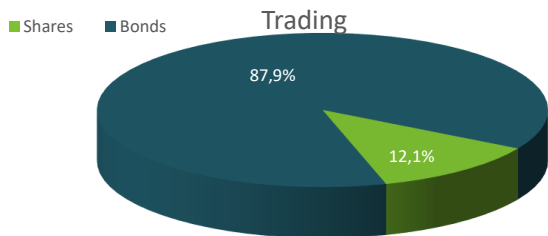
# Belgrade Stock Exchange Monthly Report

February 2020

Turnover EUR

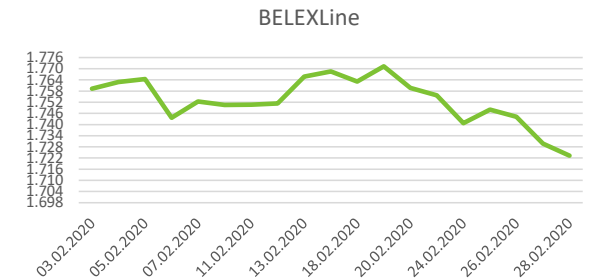
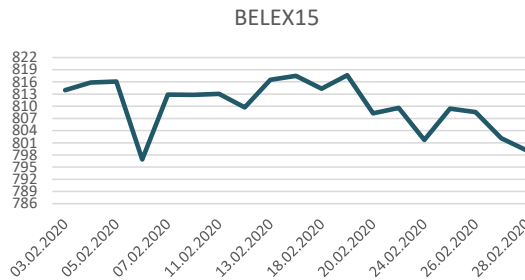


Segment	Total Turnover EUR	Trades
Prime Listing Shares	924.942	1.047
Prime Listing Bonds	48.384.809	20
Standard Listing Shares	488.181	133
Open Market Shares	4.577.285	312
MTP Shares	685.165	206
<b>Total:</b>	<b>55.060.382</b>	<b>1.718</b>



Total Market Capitalization (Shares) EUR: 4.778.287.780

Index	Last	Index Market Cap EUR	% Of Total Market Cap	Trades	Turnover EUR	Mohtly Change	YTD
BELEX15	799,08	2.119.126.205	44,35%	1.291	2.445.132	-1,13%	-0,33%
BELEXLine	1723,28	2.509.600.125	52,52%	1.487	5.962.348	-0,57%	-0,21%



Top 5 traded Shares						
Issuer	Ticker	Price RSD	Turnover EUR	% Change	Trades	
Globos osiguranje a.d. , Beograd	GLOS	455,00	3.305.327	23,98%	18	
NIS a.d., Novi Sad	NIIS	715,00	768.421	-4,54%	602	
Alfa plam a.d. , Vranje	ALFA	26.500,00	529.968	0,38%	47	
Messer Tehnogas a.d. , Beograd	TGAS	14.869,00	471.036	6,16%	37	
PD Zaječar a.d. , Zaječar	PDZA	10.603,00	283.573	1,42%	21	

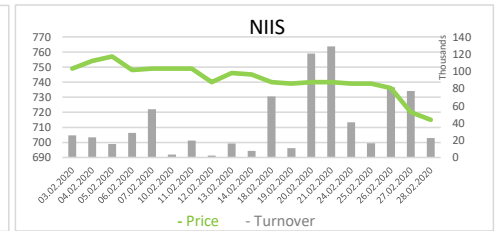
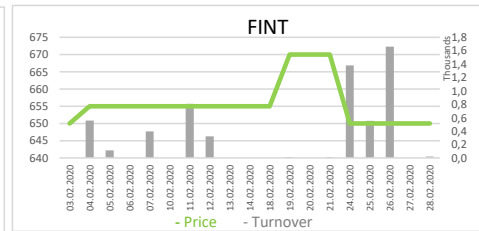
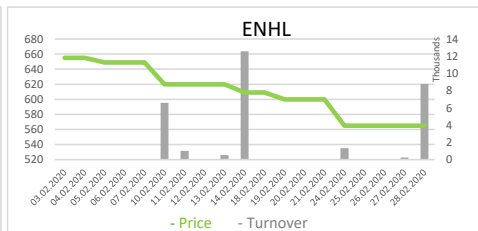
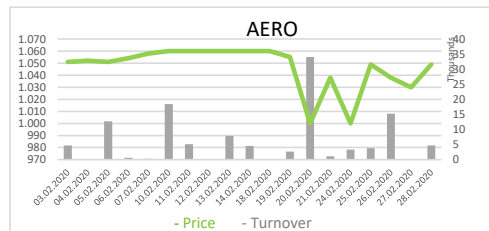
Top 3 Gainers in the month				
Ticker	Price RSD	% Change	Turnover EUR	
Zlatarplast a.d. , Nova Varoš	ZLTP	4.000,00	33,33%	12.955
Globos osiguranje a.d. , Beograd	GLOS	455,00	23,98%	3.305.327
Telefonkabl a.d. , Beograd	TLKB	12.159,00	21,59%	7.192

Top 3 Decliners in the month				
Ticker	Price RSD	% Change	Turnover EUR	
Tigar a.d. , Piroć	TIGR	30,00	-23,08%	156
Vital a.d. , Vrbas	VITL	750,00	-19,35%	638
Žitopek a.d. , Niš	ZTPK	660,00	-14,51%	112

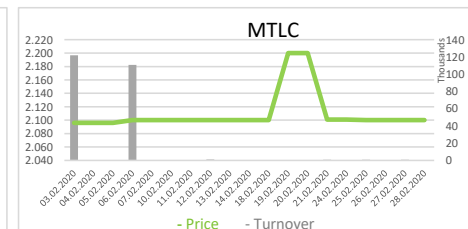
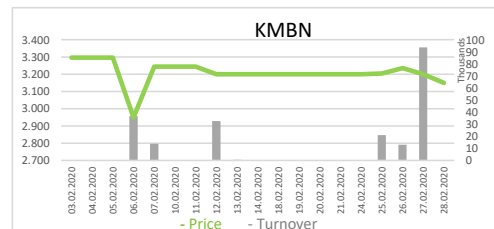
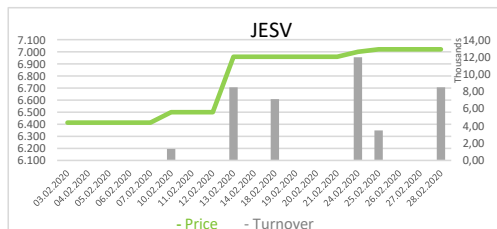


## Shares - Official Listing Segments

Prime Listing Shares										
Ticker	Issuer	Price RSD	Turnover EUR	Trades	1y price range	Issued shares	Monthly change	Market CAP	P/E	P/B
AERO	Aerodrom Nikola Tesla a.d. , Beograd	1.049,00	119.469	407	630 - 1107	35.026.129	-2,24%	312.594.941	0,69	0,45
ENHL	Energoprojekt holding a.d. , Beograd	565,00	31.218	25	600 - 758	10.931.292	-13,74%	52.545.346	8,09	0,68
FINT	Fintel energija a.d. , Beograd	650,00	5.833	13	520 - 650	26.510.506	0,00%	146.603.955	/	32,99
NIIS	NIS a.d., Novi Sad	715,00	768.421	602	670 - 760	163.060.400	-4,54%	991.902.212	4,47	0,47



Standard Listing Shares										
Ticker	Issuer	Price RSD	Turnover EUR	Trades	1y price range	Issued shares	Monthly change	Market CAP	P/E	P/B
JESV	Jedinstvo a.d. , Sevojno	7.020,00	40.804	12	5000 - 7020	277.373	9,47%	16.565.922	7,79	0,74
KMBN	Komercijalna banka a.d. , Beograd	3.150,00	211.399	99	2430 - 3489	16.817.956	-4,43%	450.710.919	6,65	0,80
MTLC	Metalac a.d. , Gornji Milanovac	2.100,00	235.978	22	1880 - 2200	2.040.000	6,01%	36.447.167	15,77	1,32





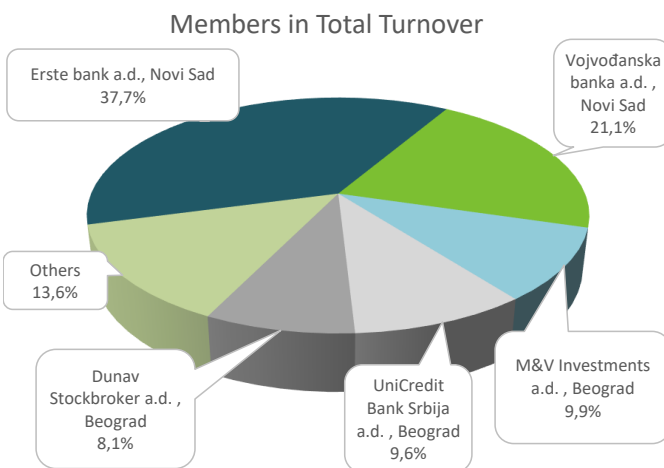
## Bonds - Official Listing Segments

Prime Listing Bonds - top 5 Turnover							
Ticker	Issuer	Price	Turnover EUR	Trades	1y price range	No. Of Bonds	Monthly change
RSO16142	Republika Srbija	114,7765	6.835.422	1	109,8547 - 115	11.000.000	-0,19%
RSO1329	Republika Srbija	109,6734	5.129.842	1	109,6734 - 109,6734	346.278	-9,46%
RSO18174	Republika Srbija	121,4928	4.823.647	2	121,0104 - 121,4928	10.155.644	8,78%
RSO18171	Republika Srbija	106,5634	4.351.131	2	103,3989 - 111,3	10.051.345	0,07%
RSO16144	Republika Srbija	104,1860	3.825.710	1	104,186 - 104,186	100.000	0,27%

## Top Member Statistics

Trading in Shares		
Member Name	Turnover EUR	% in Turnover
Tesla Capital a.d., Beograd	4.982.954	37,32%
Tandem financial a.d., Novi Sad	3.309.936	24,79%
Vojvođanska banka a.d., Novi Sad	1.877.199	14,06%
Momentum Securities a.d., Novi Sad	625.045	4,68%
M&V Investments a.d., Beograd	602.563	4,51%

Member Name	Trades	% in Trades
Komercijalna banka a.d., Beograd	753	22,17%
Banka Poštanska štedionica a.d., Beogra	741	21,82%
Vojvođanska banka a.d., Novi Sad	355	10,45%
Dunav Stockbroker a.d., Beograd	339	9,98%
Tesla Capital a.d., Beograd	324	9,54%



Trading in Bonds		
Member Name	Turnover EUR	% in Turnover
Erste bank a.d., Novi Sad	41.175.463	42,55%
Vojvođanska banka a.d., Novi Sad	21.323.890	22,04%
UniCredit Bank Srbija a.d., Beograd	10.589.839	10,94%
M&V Investments a.d., Beograd	10.326.614	10,67%
Dunav Stockbroker a.d., Beograd	8.703.746	8,99%

Member Name	Trades	% in Trades
Erste bank a.d., Novi Sad	17	42,50%
Vojvođanska banka a.d., Novi Sad	6	15,00%
Dunav Stockbroker a.d., Beograd	5	12,50%
Raiffeisen banka a.d., Beograd	4	10,00%
UniCredit Bank Srbija a.d., Beograd	3	7,50%