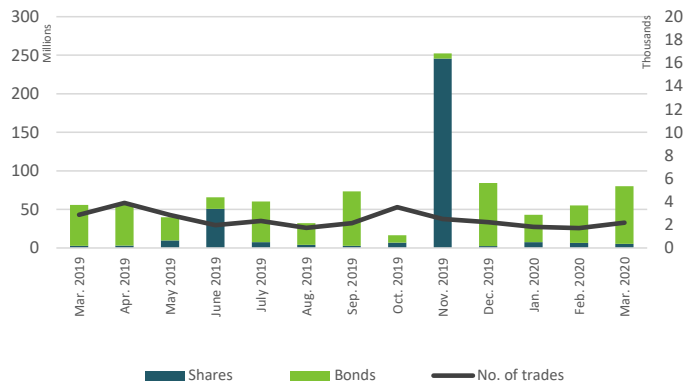




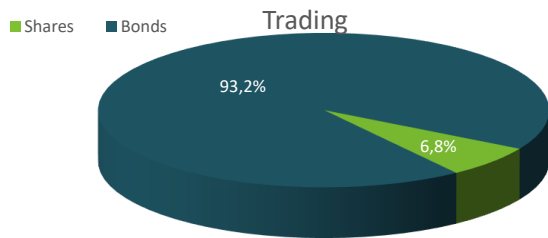
Belgrade Stock Exchange Monthly Report

March 2020

Turnover EUR

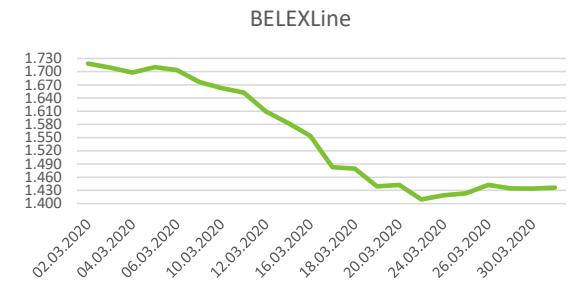
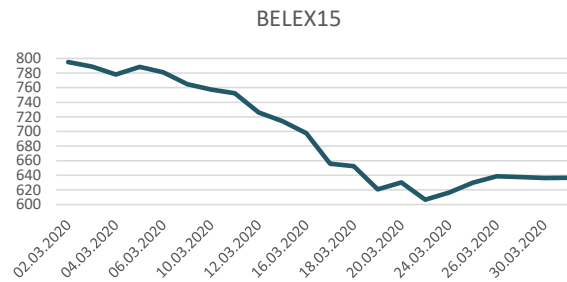


Segment	Total Turnover EUR	Trades
Prime Listing Shares	1.375.478	1.419
Prime Listing Bonds	74.783.525	26
Standard Listing Shares	656.080	158
Open Market Shares	1.120.669	375
MTP Shares	2.271.897	202
Total:	80.207.648	2.180



Total Market Capitalization (Shares) EUR: 4.225.989.371

Index	Last	Index Market Cap EUR	% Of Total Market Cap	Trades	Turnover EUR	Monthly Change	YTD
BELEX15	636,53	1.661.297.442	39,31%	1.743	3.019.152	-20,34%	-20,60%
BELEXLine	1436,13	1.995.131.980	47,21%	1.934	3.142.279	-16,66%	-16,83%



Top 5 traded Shares						
Issuer	Ticker	Price RSD	Turnover EUR	% Change	Trades	
Tehnohemija a.d., Beograd	THHM	192,00	2.030.904	1,05%	5	
NIS a.d., Novi Sad	NIIS	550,00	1.281.980	-23,08%	994	
Messer Tehnogas a.d., Beograd	TGAS	11.800,00	624.211	-20,64%	62	
Komercijalna banka a.d., Beograd	KMBN	2.530,00	357.696	-19,68%	123	
Alfa plam a.d., Vranje	ALFA	26.500,00	272.365	0,00%	54	

Top 3 Gainers in the month				
Ticker	Price RSD	% Change	Turnover EUR	
Ming kovačnica a.d., Niš	MING	825,00	83,33%	152
BB Trade a.d., Žitište	BBTR	4.650,00	50,00%	1.582
Proel a.d., Požarevac	PRSP	2.150,00	48,28%	366

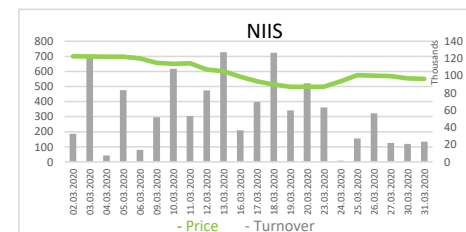
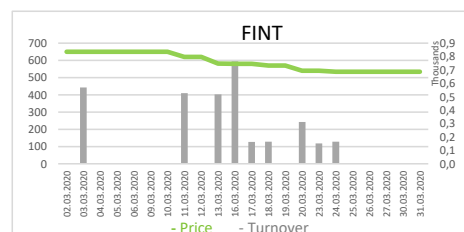
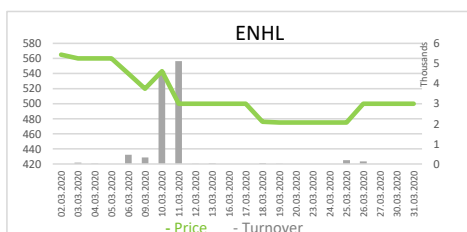
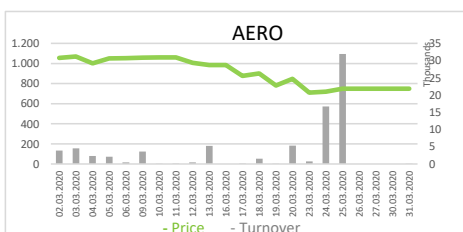
Top 3 Decliners in the month				
Ticker	Price RSD	% Change	Turnover EUR	
Agrobačka a.d., Bačka Topola	AGBC	250,00	-50,00%	49
Politika a.d., Beograd	PLTK	8,00	-38,46%	44
AMS Osiguranje a.d., Beograd	AMSOPB	650,00	-35,00%	12.287



Shares - Official Listing Segments

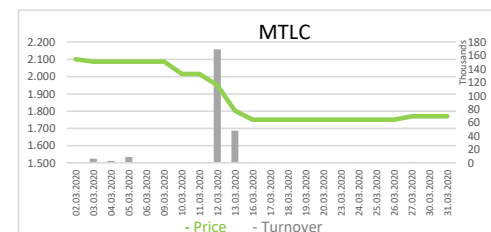
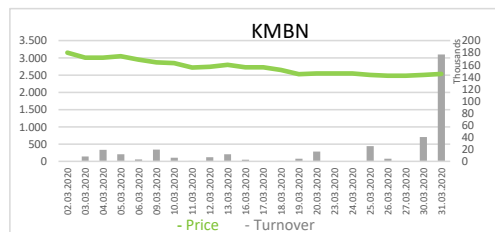
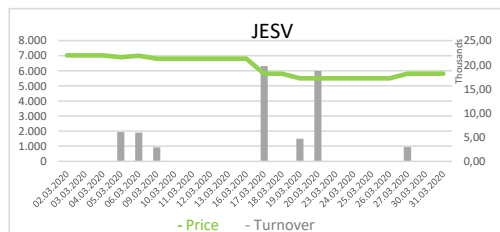
Prime Listing Shares

Ticker	Issuer	Price RSD	Turnover EUR	Trades	1y price range	Issued shares	Monthly change	Market CAP	P/E	P/B
AERO	Aerodrom Nikola Tesla a.d. , Beograd	750,00	79.143	385	630 - 1107	35.026.129	-28,50%	223.563.045	0,49	0,32
ENHL	Energoprojekt holding a.d. , Beograd	500,00	11.020	23	600 - 758	10.931.292	-11,50%	46.514.474	/	0,60
FINT	Fintel energija a.d. , Beograd	534,00	3.335	17	520 - 650	26.510.506	-17,85%	120.477.483	/	27,11
NIIS	NIS a.d., Novi Sad	550,00	1.281.980	994	670 - 760	163.060.400	-23,08%	763.234.165	3,44	0,36



Standard Listing Shares

Ticker	Issuer	Price RSD	Turnover EUR	Trades	1y price range	Issued shares	Monthly change	Market CAP	P/E	P/B
JESV	Jedinstvo a.d. , Sevojno	5.800,00	60.974	16	5007 - 7020	277.373	-17,38%	13.691.114	4,47	0,57
KMBN	Komercijalna banka a.d. , Beograd	2.530,00	357.696	123	2400 - 3489	16.817.956	-19,68%	362.109.854	5,34	0,64
MTLC	Metalac a.d. , Gornji Milanovac	1.770,00	237.410	19	1750 - 2200	2.040.000	-15,71%	30.729.114	13,05	1,07





Bonds - Official Listing Segments

Prime Listing Bonds - top 5 Turnover

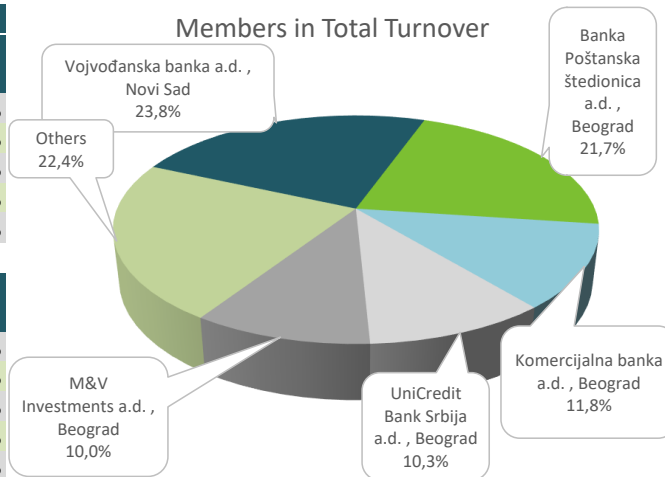
Ticker	Issuer	Price	Turnover EUR	Trades	1y price range	No. Of Bonds	Monthly change
RSO20194	Republika Srbija	101,4305	18.257.490	1	101,4305 - 101,4305	52.734	0,26%
RSO17153	Republika Srbija	104,3819	13.318.489	3	101,4164 - 104,3898	7.988.962	0,14%
RSO19181	Republika Srbija	111,3598	11.425.690	3	100,734 - 114,2718	15.000.000	0,93%
RSO16142	Republika Srbija	115,6700	7.831.379	4	109,8547 - 115,67	11.000.000	0,78%
RSO15122	Republika Srbija	107,0108	7.043.303	1	106,4277 - 113,8023	1.398.740	0,23%

Top Member Statistics

Trading in Shares		
Member Name	Turnover EUR	% in Turnover
Tesla Capital a.d., Beograd	4.646.056	42,83%
Vojvođanska banka a.d., Novi Sad	2.070.177	19,09%
Dunav Stockbroker a.d., Beograd	812.331	7,49%
M&V Investments a.d., Beograd	810.452	7,47%
Komercijalna banka a.d., Beograd	664.480	6,13%

Member Name	Trades	% in Trades
Komercijalna banka a.d., Beograd	992	23,03%
Vojvođanska banka a.d., Novi Sad	610	14,16%
Banka Poštanska štedionica a.d., Beogra	522	12,12%
Dunav Stockbroker a.d., Beograd	435	10,10%
Tesla Capital a.d., Beograd	350	8,12%

Members in Total Turnover



Trading in Bonds		
Member Name	Turnover EUR	% in Turnover
Vojvođanska banka a.d., Novi Sad	36.124.834	24,16%
Banka Poštanska štedionica a.d., Beogra	34.705.754	23,20%
Komercijalna banka a.d., Beograd	18.257.490	12,20%
UniCredit Bank Srbija a.d., Beograd	16.516.699	11,05%
M&V Investments a.d., Beograd	15.290.182	10,23%

Member Name	Trades	% in Trades
Dunav Stockbroker a.d., Beograd	12	23,08%
Vojvođanska banka a.d., Novi Sad	10	19,23%
Banka Poštanska štedionica a.d., Beogra	6	11,54%
Raiffeisen banka a.d., Beograd	6	11,54%
UniCredit Bank Srbija a.d., Beograd	5	9,62%