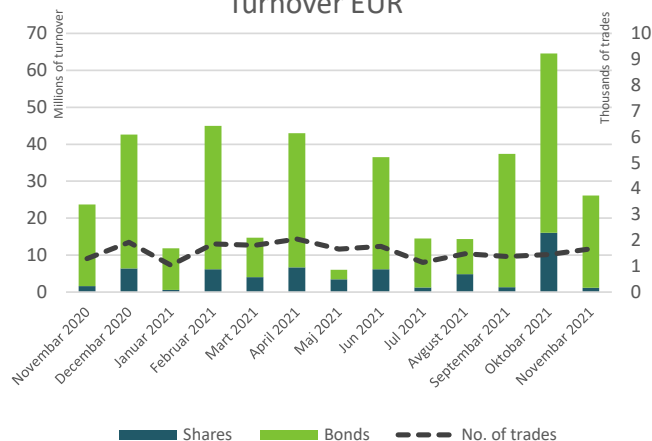




Belgrade Stock Exchange Monthly Report

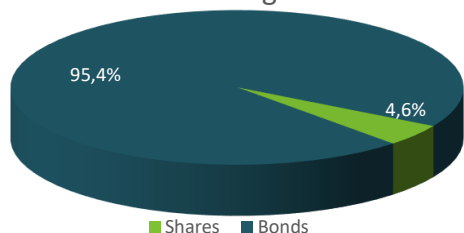
November 2021

Turnover EUR



| Segment | Total Turnover EUR | Trades |
|-------------------------|--------------------|--------------|
| Prime Listing Shares | 329.842 | 1.095 |
| Prime Listing Bonds | 24.906.678 | 64 |
| Standard Listing Shares | 42.380 | 31 |
| Open Market Shares | 315.429 | 125 |
| MTP Shares | 515.057 | 354 |
| Total: | 26.109.388 | 1.669 |

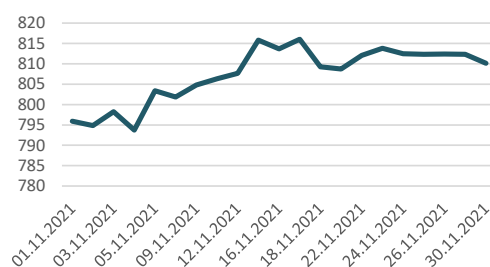
Trading



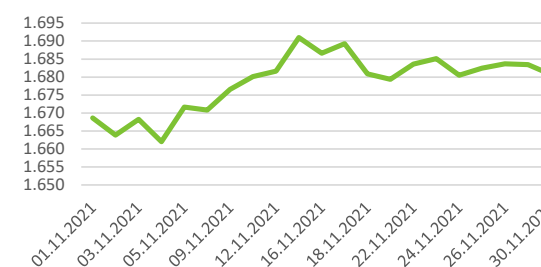
Total Market Capitalization (Shares) EUR: 4.336.183.202

| Index | Last | Index Market Cap EUR | % Of Total Market Cap | Trades | Turnover EUR | Mohtly Change | YTD |
|-----------|---------|----------------------|-----------------------|--------|--------------|---------------|-------|
| BELEX15 | 810,12 | 2.266.081.244 | 52,26% | 1.199 | 601.388 | 1,88% | 8,22% |
| BELEXLine | 1680,71 | 2.364.722.958 | 54,53% | 1.263 | 689.020 | 0,82% | 7,32% |

BELEX15



BELEXLine



| Top 5 traded shares | | | | | |
|----------------------------------|--------|-----------|--------------|----------|--------|
| Issuer | Ticker | Price RSD | Turnover EUR | % Change | Trades |
| NIS a.d., Novi Sad | NIIS | 614,00 | 312.927 | 3,19% | 642 |
| PP Feketić a.d., Sombor | PFKT | 3.007,00 | 275.795 | 35,69% | 191 |
| Messer Tehnogas a.d., Beograd | TGAS | 15.903,00 | 221.798 | 1,29% | 52 |
| Omoljica a.d., Omoljica | OMOL | 3.770,00 | 86.767 | 0,53% | 13 |
| Komercijalna banka a.d., Beograd | KMBNPB | 2.703,00 | 60.131 | 12,63% | 29 |

| Top 3 gainers in the month | | | | |
|----------------------------------|-----------|----------|--------------|---------|
| Ticker | Price RSD | % Change | Turnover EUR | |
| Hotel Park a.d., Novi Sad | HPNS | 375,00 | 50,00% | 44 |
| PP Feketić a.d., Sombor | PFKT | 3.007,00 | 35,69% | 275.795 |
| Komercijalna banka a.d., Beograd | KMBNPB | 2.703,00 | 12,63% | 60.131 |

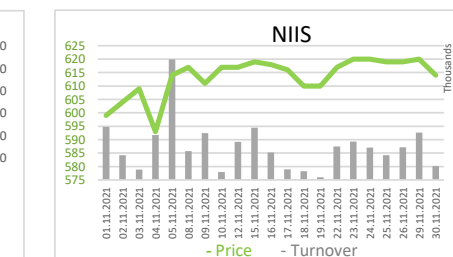
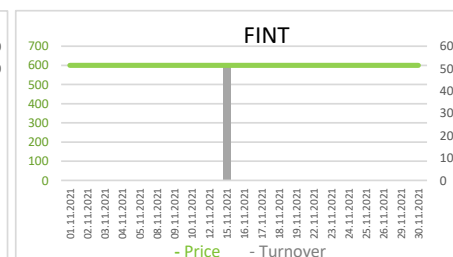
| Top 3 decliners in the month | | | | |
|---|-----------|----------|--------------|-----|
| Ticker | Price RSD | % Change | Turnover EUR | |
| Beograd promet a.d., Zemun | BPRZ | 9.150,00 | -49,70% | 778 |
| Metalotehna Trade a.d., Beograd | MTTR | 120,00 | -38,78% | 17 |
| Termovent SC Livnica čelika a.d., Bačka | TLVC | 2.300,00 | -14,81% | 98 |



Shares - Official Listing Segments

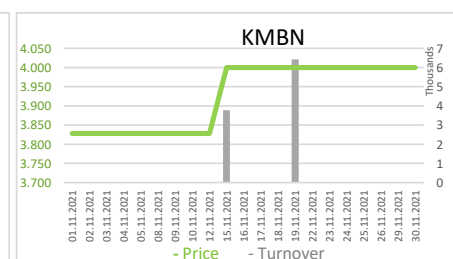
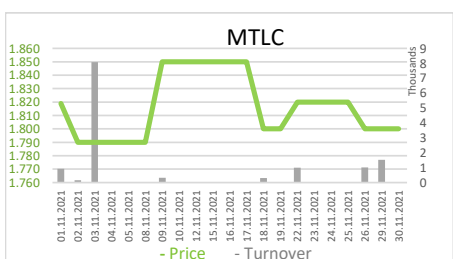
Prime Listing Shares

| Ticker | Issuer | Price RSD | Turnover EUR | Trades | 1y price range | Issued shares | Monthly change | Market CAP | P/E | P/B |
|--------|--------------------------------------|-----------|--------------|--------|----------------|---------------|----------------|-------------|-------|-------|
| AERO | Aerodrom Nikola Tesla a.d. , Beograd | 1.151,00 | 14.896 | 449 | 853 - 1249 | 35.026.129 | 2,77% | 342.891.652 | / | 1,40 |
| ENHL | Energoprojekt holding a.d. , Beograd | 325,00 | 1.509 | 3 | 301 - 450 | 10.931.292 | -7,14% | 30.216.510 | 21,48 | 0,39 |
| FINT | Fintel energija a.d. , Beograd | 600,00 | 510 | 1 | 599 - 667 | 26.510.506 | 0,00% | 135.287.824 | / | 36,99 |
| NIIS | NIS a.d., Novi Sad | 614,00 | 312.927 | 642 | 530 - 650 | 163.060.400 | 3,19% | 851.542.483 | / | 0,40 |



Standard Listing Shares

| Ticker | Issuer | Price RSD | Turnover EUR | Trades | 1y price range | Issued shares | Monthly change | Market CAP | P/E | P/B |
|--------|-----------------------------------|-----------|--------------|--------|----------------|---------------|----------------|-------------|-------|------|
| JESV | Jedinstvo a.d. , Sevojno | 8.600,00 | 18.873 | 15 | 6444 - 9000 | 255.130 | -2,27% | 18.661.624 | 6,75 | 0,80 |
| KMBN | Komercijalna banka a.d. , Beograd | 4.000,00 | 10.206 | 4 | 2852 - 4000 | 16.817.956 | 4,49% | 572.166.792 | 23,48 | 0,93 |
| MTLC | Metalac a.d. , Gornji Milanovac | 1.800,00 | 13.302 | 12 | 1790 - 1950 | 2.040.000 | 0,00% | 31.231.448 | 14,40 | 1,07 |





Bonds - Official Listing Segments

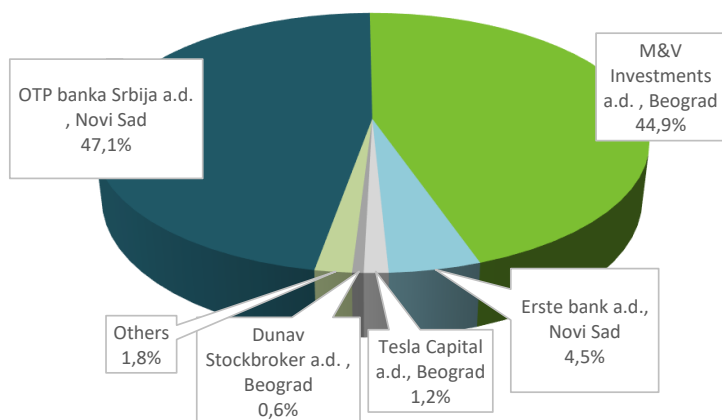
| Prime Listing Bonds - top 5 Turnover | | | | | | | |
|--------------------------------------|------------------|----------|--------------|--------|---------------------|--------------|----------------|
| Ticker | Issuer | Price | Turnover EUR | Trades | 1y price range | No. of bonds | Monthly change |
| RSO15102 | Republika Srbija | 109,7586 | 23.336.727 | 1 | 108,6818 - 118,3607 | 4.500.000 | 0,07% |
| RSO20193 | Republika Srbija | 103,7649 | 882.475 | 1 | 103,7649 - 113,8123 | 14.833.259 | -5,74% |
| RSO17151 | Republika Srbija | 113,0435 | 565.218 | 1 | 113,0435 - 113,0435 | 100.522 | 7,97% |
| RSO19181 | Republika Srbija | 110,1800 | 93.706 | 1 | 109,0712 - 113,4971 | 15.000.000 | -0,79% |
| RSSDS20225 | Republika Srbija | 96,0000 | 7.274 | 24 | 95 - 96 | 108.904.876 | 0,76% |

Top Member Statistics

| Trading in shares | | |
|-----------------------------|--------------|---------------|
| Member Name | Turnover EUR | % in Turnover |
| Tesla Capital a.d., Beograd | 624.086 | 25,94% |
| OTP banka Srbija a.d., Nov | 557.679 | 23,18% |
| Komercijalna banka a.d., B | 227.809 | 9,47% |
| Dunav Stockbroker a.d., B | 196.782 | 8,18% |
| Momentum Securities a.d. | 190.677 | 7,93% |

| Member name | Trades | % in Trades |
|-----------------------------|--------|-------------|
| Banka Poštanska štedionica | 952 | 29,66% |
| Dunav Stockbroker a.d., B | 523 | 16,29% |
| Tesla Capital a.d., Beograd | 517 | 16,11% |
| Komercijalna banka a.d., B | 344 | 10,72% |
| OTP banka Srbija a.d., Nov | 215 | 6,70% |

Members in Total Turnover



| Trading in bonds | | |
|----------------------------------|--------------|---------------|
| Member Name | Turnover EUR | % in Turnover |
| OTP banka Srbija a.d., Novi Sad | 24.012.690 | 48,21% |
| M&V Investments a.d., Beograd | 23.336.727 | 46,85% |
| Erste bank a.d., Novi Sad | 2.330.167 | 4,68% |
| Dunav Stockbroker a.d., Beograd | 93.706 | 0,19% |
| Komercijalna banka a.d., Beograd | 33.659 | 0,07% |

| Member name | Trades | % in Trades |
|----------------------------------|--------|-------------|
| Komercijalna banka a.d., Beograd | 73 | 57,03% |
| OTP banka Srbija a.d., Novi Sad | 34 | 26,56% |
| Intercity broker a.d., Beograd | 16 | 12,50% |
| Erste bank a.d., Novi Sad | 3 | 2,34% |
| Dunav Stockbroker a.d., Beograd | 1 | 0,78% |