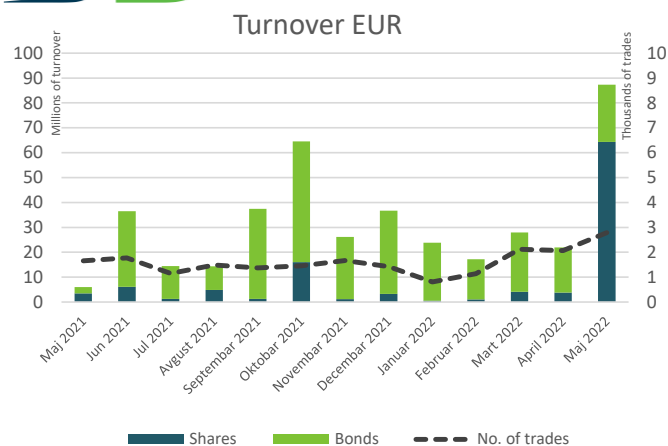


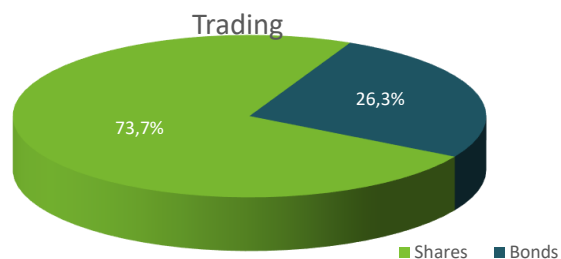


Belgrade Stock Exchange Monthly Report

May 2022

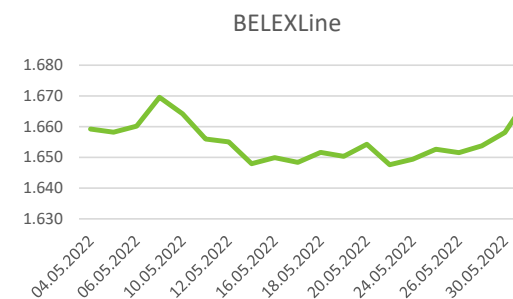
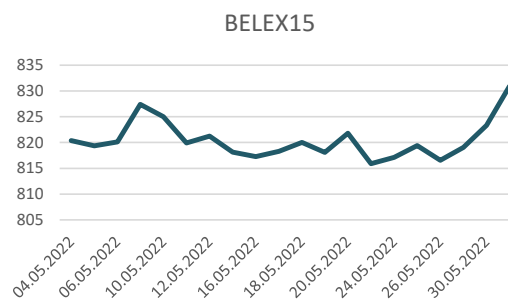


Segment	Total Turnover EUR	Trades
Prime Listing Shares	61.312.874	642
Prime Listing Bonds	22.981.793	136
Standard Listing Shares	47.644	27
Open Market Shares	2.592.451	1.755
MTP Shares	354.330	228
Total:	87.289.092	2.788



Total Market Capitalization (Shares) EUR: 4.400.594.746

Index	Last	Index Market Cap EUR	% Of Total Market Cap	Trades	Turnover EUR	Mohtly Change	YTD
BELEX15	830,92	2.515.189.578	57,16%	2.342	63.606.588	0,45%	1,24%
BELEXLine	1669,36	2.645.543.114	60,12%	2.455	63.711.694	0,40%	-2,47%



Top 5 traded shares

Issuer	Ticker	Price RSD	Turnover EUR	% Change	Trades
NIS a.d., Novi Sad	NIIS	582,00	61.240.356	3,93%	365
Dunav osiguranje a.d., Beograd	DNOS	1.198,00	2.121.747	-7,28%	1.602
NLB Komercijalna banka a.d., Beograd	KMBNPB	4.148,00	310.799	10,61%	43
Dimničar a.d., Beograd	DMNR	8.001,00	177.788	0,00%	1
Messer Tehnogas a.d., Beograd	TGAS	15.000,00	64.353	3,45%	29

Top 3 gainers in the month	Ticker	Price RSD	% Change	Turnover EUR
Podunavlje a.d., Beočin	PDBC	300,00	82,93%	1.376
Impol Seval a.d., Sevojno	IMPL	4.380,00	21,67%	37.920
Goša montaža a.d., Beograd	GMON	2.501,00	15,79%	3.910

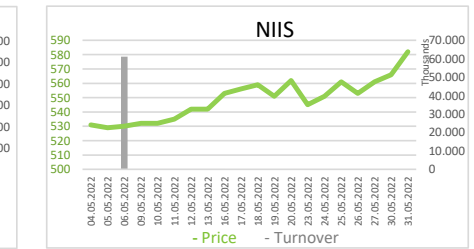
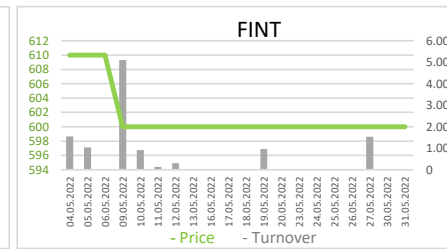
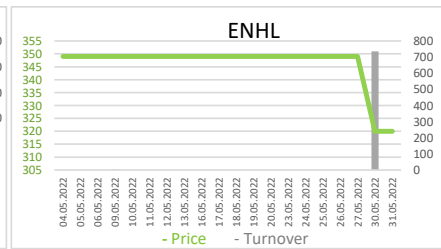
Top 3 decliners in the month	Ticker	Price RSD	% Change	Turnover EUR
Revnost a.d., Novi Sad	RVST	7.100,00	-29,01%	3.719
Grupa Univerexport Bačka a.d., Bačka P	BABP	951,00	-20,75%	3.692
Putevi a.d., Užice	PUUE	375,00	-15,73%	1.594



Shares - Official Listing Segments

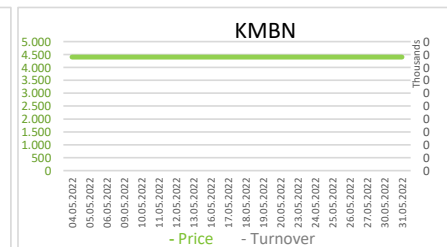
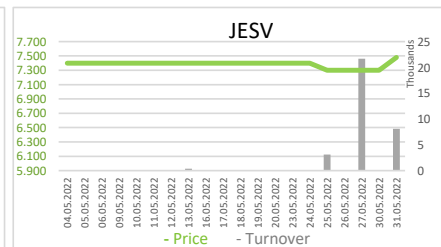
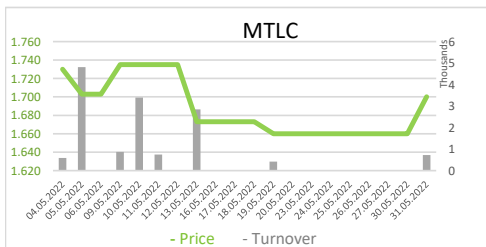
Prime Listing Shares

Ticker	Issuer	Price RSD	Turnover EUR	Trades	1y price range	Issued shares	Monthly change	Market CAP	P/E	P/B
AERO	Aerodrom Nikola Tesla a.d. , Beograd	1.530,00	60.237	265	1000 - 1600	35.026.129	-1,29%	456.022.429	/	1,87
ENHL	Energoprojekt holding a.d. , Beograd	320,00	738	3	301 - 400	10.931.292	-8,31%	29.766.249	3,60	0,35
FINT	Fintel energija a.d. , Beograd	600,00	11.543	9	599 - 640	26.510.506	-1,64%	135.354.250	9.600,00	36,86
NIIS	NIS a.d., Novi Sad	582,00	61.240.356	365	482 - 640	163.060.400	3,93%	807.558.733	4,10	0,35



Standard Listing Shares

Ticker	Issuer	Price RSD	Turnover EUR	Trades	1y price range	Issued shares	Monthly change	Market CAP	P/E	P/B
JESV	Jedinstvo a.d. , Sevojno	7.479,00	33.241	12	7200 - 9000	255.130	1,07%	16.237.071	5,38	0,70
KMBN	NLB Komercijalna banka a.d. , Beograd	4.400,00	0	0	3700 - 4963	18.476.386	0,00%	691.786.899	22,75	1,02
MTLC	Metalac a.d. , Gornji Milanovac	1.700,00	14.402	15	1660 - 1929	2.040.000	-1,73%	29.510.850	13,64	0,96





Bonds - Official Listing Segments

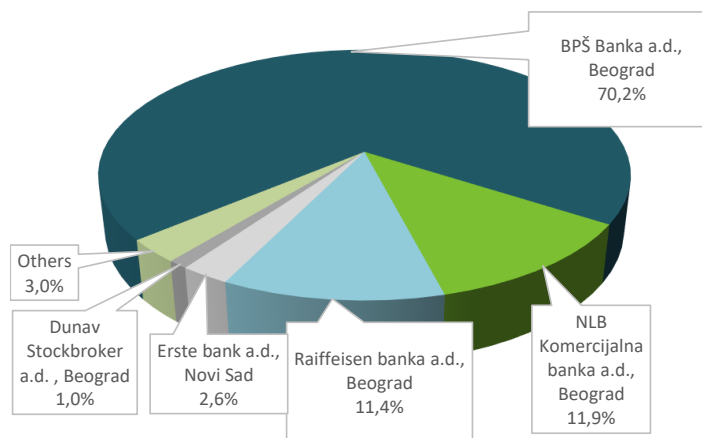
Prime Listing Bonds - top 5 Turnover							
Ticker	Issuer	Price	Turnover EUR	Trades	1y price range	No. of bonds	Monthly change
RSO22201	Republika Srbija	99,6228	12.713.898	1	99,498 - 100,6524	5.192.998	0,13%
RSO20196	Republika Srbija	98,6142	6.866.642	1	98,6142 - 101,1535	5.420.237	-0,77%
RSO15118	Republika Srbija	110,2626	2.205.252	1	110,2626 - 110,2626	100.000	-1,78%
RSO18171	Republika Srbija	102,1367	208.556	1	101,7032 - 106,9865	10.051.345	-0,22%
RSRES12A2023	Republika Srbija	95,0000	96.628	9	95 - 97	453.769.097	-1,14%

Top Member Statistics

Trading in shares		
Member Name	Turnover EUR	% in Turnover
BPŠ Banka a.d., Beograd	122.508.343	95,25%
Dunav Stockbroker a.d., Beogr	1.830.462	1,42%
Tandem financial a.d., Novi Sa	856.201	0,67%
NLB Komercijalna banka a.d., f	696.091	0,54%
Tezoro broker a.d., Beograd	494.887	0,38%

Member name	Trades	% in Trades
Dunav Stockbroker a.d., Beogr	1.539	29,02%
NLB Komercijalna banka a.d., f	982	18,51%
BPŠ Banka a.d., Beograd	654	12,33%
Tandem financial a.d., Novi Sa	607	11,44%
Tesla Capital a.d., Beograd	250	4,71%

Members in Total Turnover



Trading in bonds		
Member Name	Turnover EUR	% in Turnover
NLB Komercijalna banka a.d., Beograd	20.027.620	43,57%
Raiffeisen banka a.d., Beograd	19.789.096	43,05%
Erste bank a.d., Novi Sad	4.410.504	9,60%
OTP banka Srbija a.d., Novi Sad	524.130	1,14%
Ilirika investments a.d., Beograd	452.234	0,98%

Member name	Trades	% in Trades
OTP banka Srbija a.d., Novi Sad	82	30,15%
M&V Investments a.d., Beograd	82	30,15%
NLB Komercijalna banka a.d., Beograd	39	14,34%
BPŠ Banka a.d., Beograd	20	7,35%
Momentum Securities a.d., Novi Sad	15	5,51%