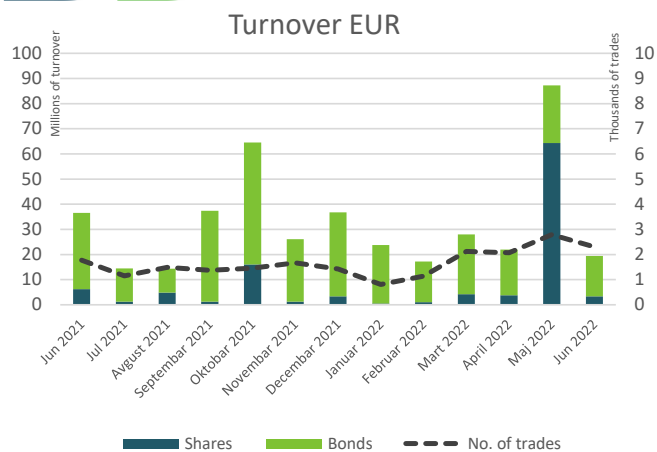


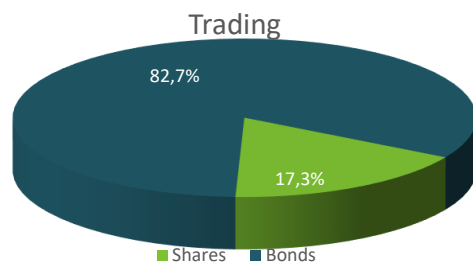


# Belgrade Stock Exchange Monthly Report

June 2022

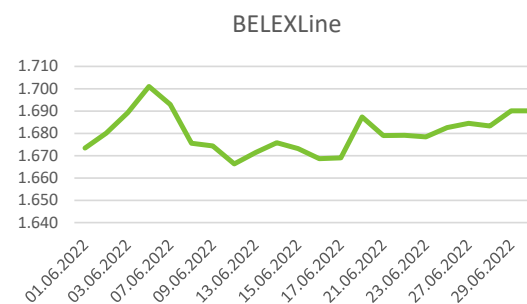
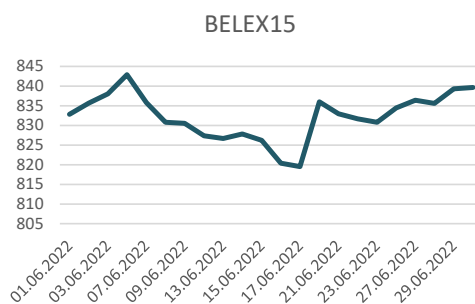


Segment	Total Turnover EUR	Trades
Prime Listing Shares	384.822	995
Prime Listing Bonds	16.043.184	102
Standard Listing Shares	46.196	30
Open Market Shares	1.707.224	1.032
MTP Shares	1.213.592	140
<b>Total:</b>	<b>19.395.018</b>	<b>2.299</b>



Total Market Capitalization (Shares) EUR: 4.170.937.089

Index	Last	Index Market Cap EUR	% Of Total Market Cap	Trades	Turnover EUR	Monthly Change	YTD
BELEX15	839,62	1.857.587.040	44,54%	1.983	2.020.338	1,05%	2,30%
BELEXLine	1690,07	1.988.820.401	47,68%	2.099	3.037.396	1,24%	-1,26%



**Top 5 traded shares**

Issuer	Ticker	Price RSD	Turnover EUR	% Change	Trades
Dunav osiguranje a.d., Beograd	DNOS	1.337,00	1.469.201	11,60%	887
Goša montaža a.d., Beograd	GMON	3.104,00	883.162	24,11%	14
NIS a.d., Novi Sad	NIIS	600,00	266.818	3,09%	559
Tehnopromet a.d., Beograd	THPT	230,00	180.659	0,00%	1
Aerodrom Nikola Tesla a.d., Beograd	AERO	1.500,00	115.410	-1,96%	418

**Top 3 gainers in the month**

Ticker	Price RSD	% Change	Turnover EUR	
Institut za ispitivanje materijala a.d., Beograd	INMT	18.000,00	50,00%	1.839
Jugoprevoz Kruševac a.d., Kruševac	JGPK	3.900,00	34,85%	19.181
Tigar a.d., Pirot	TIGR	20,00	25,00%	33

**Top 3 decliners in the month**

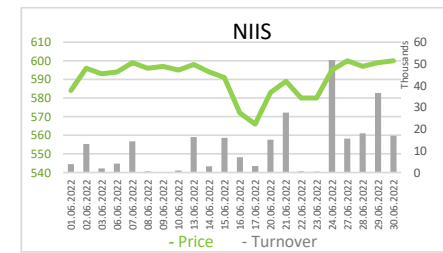
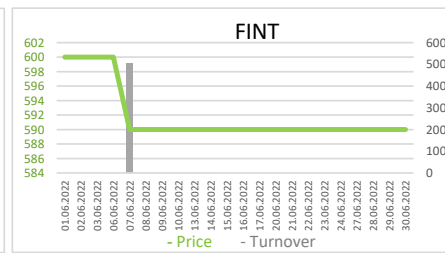
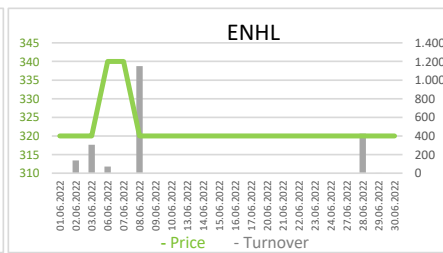
Ticker	Price RSD	% Change	Turnover EUR	
Progres a.d., Beograd	PRGS	7,00	-46,15%	50
Poljoprivredna stručna služba Subotica a.d., Subotica	PSSS	450,00	-43,75%	175
Lasta a.d., Beograd	LSTA	718,00	-20,04%	226



# Shares - Official Listing Segments

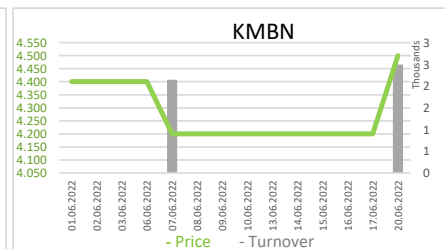
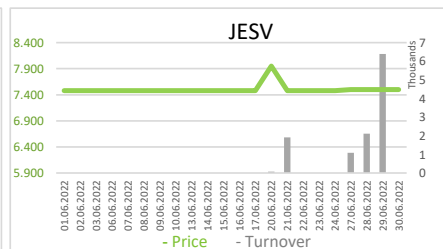
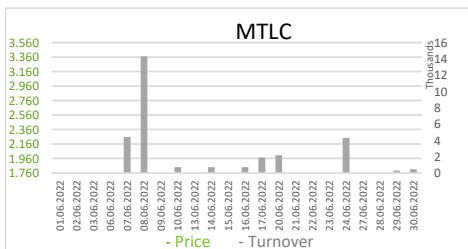
## Prime Listing Shares

Ticker	Issuer	Price RSD	Turnover EUR	Trades	1y price range	Issued shares	Monthly change	Market CAP	P/E	P/B
AERO	Aerodrom Nikola Tesla a.d. , Beograd	1.500,00	115.410	418	1000 - 1600	35.026.129	-1,96%	447.501.978	/	1,84
ENHL	Energoprojekt holding a.d. , Beograd	320,00	2.091	17	301 - 398	10.931.292	0,00%	29.794.289	3,60	0,35
FINT	Fintel energija a.d. , Beograd	590,00	502	1	590 - 640	26.510.506	-1,67%	133.223.729	9.440,00	36,24
NIIS	NIS a.d., Novi Sad	600,00	266.818	559	482 - 640	163.060.400	3,09%	833.319.052	4,23	0,36



## Standard Listing Shares

Ticker	Issuer	Price RSD	Turnover EUR	Trades	1y price range	Issued shares	Monthly change	Market CAP	P/E	P/B
JESV	Jedinstvo a.d. , Sevojno	7.500,00	11.558	11	7200 - 9000	255.130	0,28%	16.298.001	5,39	0,70
KMBN	NLB Komercijalna banka a.d. , Beograd	4.500,00	4.637	3	3700 - 4963	18.476.386	2,27%	708.180.652	23,27	1,04
MTLC	Metalac a.d. , Gornji Milanovac	1.700,00	30.000	16	1660 - 1929	2.040.000	0,00%	29.538.650	13,64	0,96





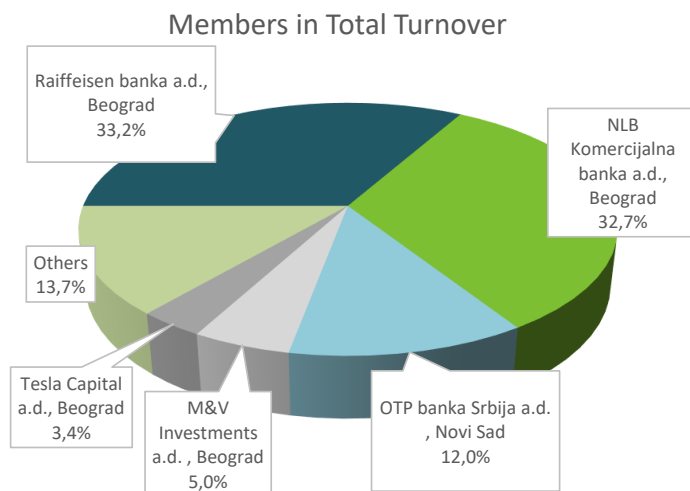
## Bonds - Official Listing Segments

Prime Listing Bonds - top 5 Turnover							
Ticker	Issuer	Price	Turnover EUR	Trades	1y price range	No. of bonds	Monthly change
RSO19181	Republika Srbija	99,6900	14.053.177	5	96,3421 - 112,41	15.000.000	-6,39%
RSO18170	Republika Srbija	101,8223	895.997	2	101,7945 - 101,8223	96.055	0,03%
RSO16142	Republika Srbija	107,4988	851.286	2	107,1066 - 107,658	10.155.000	-0,15%
RSRES12A2023	Republika Srbija	96,0000	51.022	13	95 - 97	453.769.097	1,05%
RSRES05A2023	Republika Srbija	96,0000	42.308	5	95 - 99,5	384.932.230	1,05%

## Top Member Statistics

Trading in shares		
Member Name	Turnover EUR	% in Turnover
M&V Investments a.d., Beogr	1.867.463	27,86%
Tesla Capital a.d., Beograd	1.290.621	19,25%
Dunav Stockbroker a.d., Beog	1.243.828	18,55%
NLB Komercijalna banka a.d.,	572.334	8,54%
Tandem financial a.d., Novi S	317.396	4,73%

Member name	Trades	% in Trades
Dunav Stockbroker a.d., Beog	1.079	24,56%
BPŠ Banka a.d., Beograd	897	20,41%
NLB Komercijalna banka a.d.,	746	16,98%
Tesla Capital a.d., Beograd	611	13,91%
Tandem financial a.d., Novi S	191	4,35%



Trading in bonds		
Member Name	Turnover EUR	% in Turnover
Raiffeisen banka a.d., Beograd	12.862.820	40,09%
NLB Komercijalna banka a.d., Beograd	12.111.684	37,75%
OTP banka Srbija a.d., Novi Sad	4.349.962	13,56%
Erste bank a.d., Novi Sad	1.189.661	3,71%
UniCredit Bank Srbija a.d., Beograd	1.189.661	3,71%

Member name	Trades	% in Trades
Momentum Securities a.d., Novi Sad	57	27,94%
OTP banka Srbija a.d., Novi Sad	53	25,98%
NLB Komercijalna banka a.d., Beograd	39	19,12%
BPŠ Banka a.d., Beograd	23	11,27%
Euro fineks broker a.d., Beograd	9	4,41%