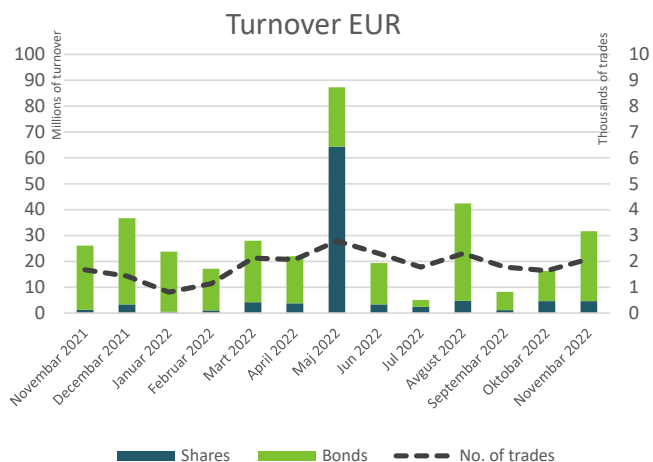


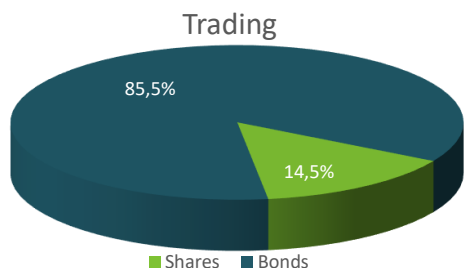


# Belgrade Stock Exchange Monthly Report

November 2022

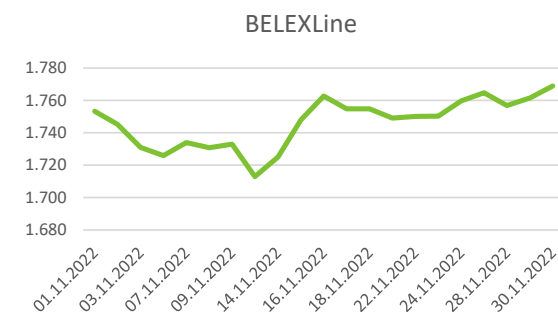
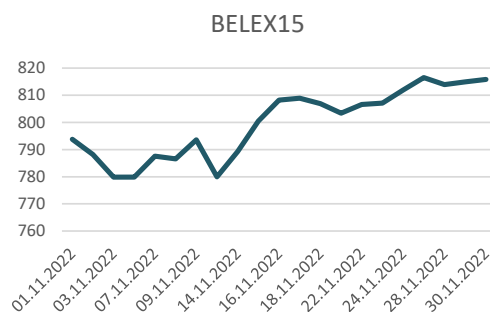


Segment	Total Turnover EUR	Trades
Prime Listing Shares	656.544	991
Prime Listing Bonds	27.051.806	64
Standard Listing Shares	1.222.187	114
Open Market Shares	1.143.361	674
MTP Shares	1.559.350	247
<b>Total:</b>	<b>31.633.248</b>	<b>2.090</b>



**Total Market Capitalization (Shares) EUR: 3.471.377.683**

Index	Last	Index Market Cap EUR	% Of Total Market Cap	Trades	Turnover EUR	Moithly Change	YTD
BELEX15	815,83	1.916.221.124	55,20%	1.726	2.946.476	2,71%	-0,60%
BELEXLine	1768,97	2.019.828.005	58,19%	1.899	4.446.997	0,99%	3,35%



**Top 5 traded shares**

Issuer	Ticker	Price RSD	Turnover EUR	% Change	Trades
PP Feketić a.d. , Sombor	PFKT	3.251,00	1.443.618	16,11%	75
Jedinstvo a.d. , Sevojno	JESV	8.000,00	1.090.805	5,26%	14
Messer Tehnogas a.d. , Beograd	TGAS	12.300,00	672.990	-5,46%	118
NIS a.d., Novi Sad	NIIS	667,00	558.925	10,25%	584
Dunav osiguranje a.d. , Beograd	DNOS	1.136,00	372.143	2,71%	480

**Top 3 gainers in the month**

Ticker	Price RSD	% Change	Turnover EUR	
Beogradmontaža a.d. , Beograd	BGMN	1.125,00	125,00%	8.139
Dinara a.d. , Beograd	DINR	611,00	51,99%	8.564
Putevi a.d. , Užice	PUUE	300,00	46,34%	123

**Top 3 decliners in the month**

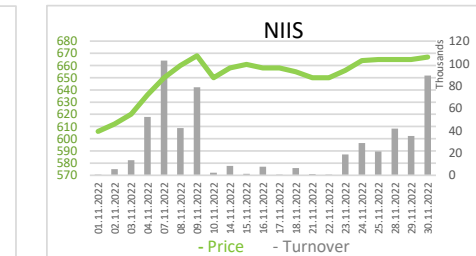
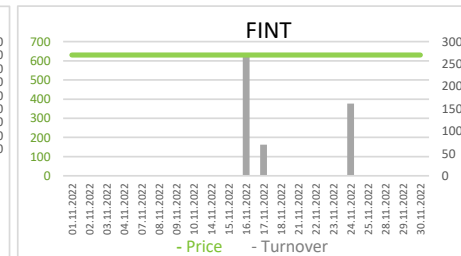
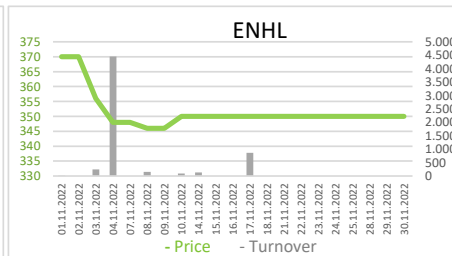
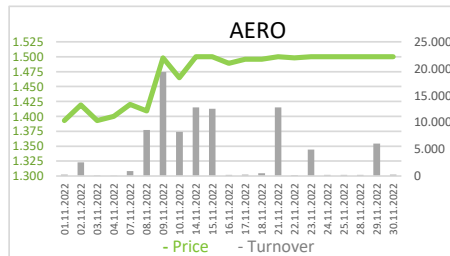
Ticker	Price RSD	% Change	Turnover EUR	
PIK Pešter a.d. , Sjenica	PKPT	300,00	-41,18%	910
Alfa plam a.d. , Vranje	ALFA	20.880,00	-29,96%	4.011
Impol Seval a.d. , Sevojno	IMPL	5.000,00	-7,41%	18.602



# Shares - Official Listing Segments

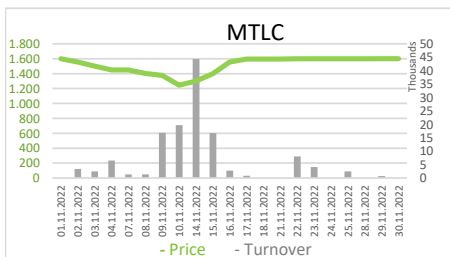
## Prime Listing Shares

Ticker	Issuer	Price RSD	Turnover EUR	Trades	1y price range	Issued shares	Monthly change	Market CAP	P/E	P/B
AERO	Aerodrom Nikola Tesla a.d. , Beograd	1.500,00	91.159	378	1000 - 1600	35.026.129	7,14%	447.801.007	/	1,84
ENHL	Energoprojekt holding a.d. , Beograd	350,00	5.955	25	260 - 370	10.931.292	0,86%	32.609.280	3,93	0,38
FINT	Fintel energija a.d. , Beograd	630,00	505	4	590 - 640	26.510.506	0,00%	142.350.904	10.080,00	38,70
NIIS	NIS a.d., Novi Sad	667,00	558.925	584	482 - 670	163.060.400	10,25%	926.992.032	4,70	0,40



## Standard Listing Shares

Ticker	Issuer	Price RSD	Turnover EUR	Trades	1y price range	Issued shares	Monthly change	Market CAP	P/E	P/B
JESV	Jedinstvo a.d. , Sevojno	8.000,00	1.090.805	14	7200 - 8600	255.130	5,26%	17.396.151	5,75	0,74
MTLC	Metalac a.d. , Gornji Milanovac	1.600,00	131.382	100	1220 - 1870	2.040.000	0,13%	27.819.660	12,84	0,90





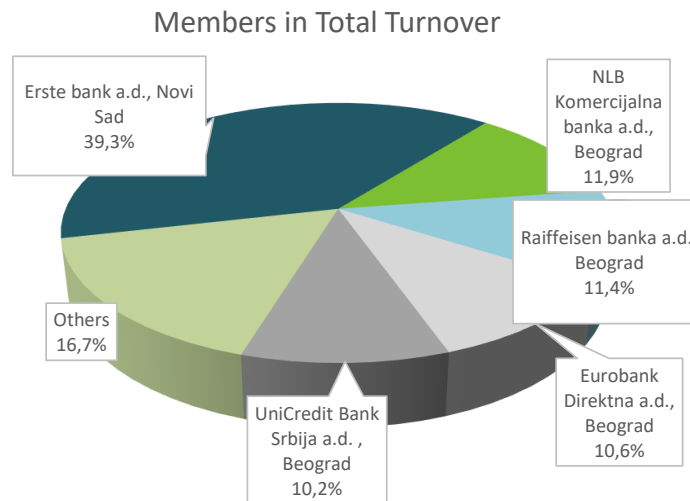
## Bonds - Official Listing Segments

Prime Listing Bonds - top 5 Turnover							
Ticker	Issuer	Price	Turnover EUR	Trades	1y price range	No. of bonds	Monthly change
RSO20196	Republika Srbija	100,1547	6.988.220	1	98,6142 - 101,1535	5.420.237	1,56%
RSO19185	Republika Srbija	100,6984	6.676.304	1	100,6984 - 102,0632	151.375	-0,98%
RSO22202	Republika Srbija	98,7476	6.616.089	1	98,7476 - 98,7476	200.000	-1,25%
RSO1471	Republika Srbija	106,5062	4.795.974	1	106,5062 - 113,1907	125.000	-1,18%
RSO18174	Republika Srbija	98,7208	1.640.297	2	98,7208 - 117,8651	13.338.917	-1,00%

## Top Member Statistics

Trading in shares		
Member Name	Turnover EUR	% in Turnover
Momentum Securities a.d.	2.334.168	25,48%
M&V Investments a.d. , Be	1.845.850	20,14%
OTP banka Srbija a.d. , Nov	1.788.992	19,52%
Tesla Capital a.d., Beograd	1.557.418	17,00%
Dunav Stockbroker a.d. , B	394.333	4,30%

Member name	Trades	% in Trades
BPŠ Banka a.d., Beograd	778	19,20%
Dunav Stockbroker a.d. , B	636	15,70%
Tesla Capital a.d., Beograd	550	13,57%
NLB Komercijalna banka a.	536	13,23%
OTP banka Srbija a.d. , Nov	427	10,54%



Trading in bonds		
Member Name	Turnover EUR	% in Turnover
Erste bank a.d., Novi Sad	24.704.457	45,66%
NLB Komercijalna banka a.d., Beograd	7.214.183	13,33%
Raiffeisen banka a.d., Beograd	7.200.439	13,31%
Eurobank Direktna a.d., Beograd	6.676.304	12,34%
UniCredit Bank Srbija a.d. , Beograd	6.436.271	11,90%

Member name	Trades	% in Trades
BPŠ Banka a.d., Beograd	40	31,25%
NLB Komercijalna banka a.d., Beograd	31	24,22%
Momentum Securities a.d. , Novi Sad	17	13,28%
M&V Investments a.d. , Beograd	14	10,94%
OTP banka Srbija a.d. , Novi Sad	7	5,47%