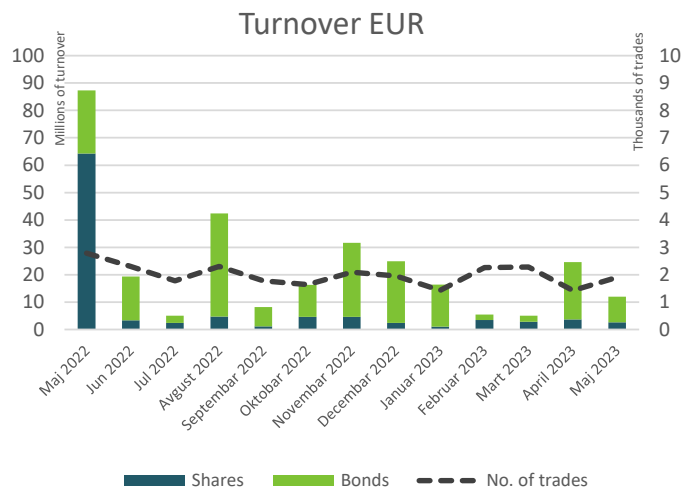


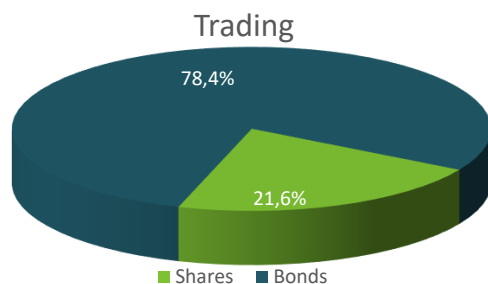


Belgrade Stock Exchange Monthly Report

May 2023

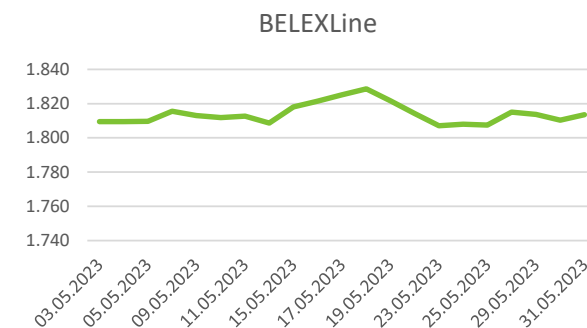
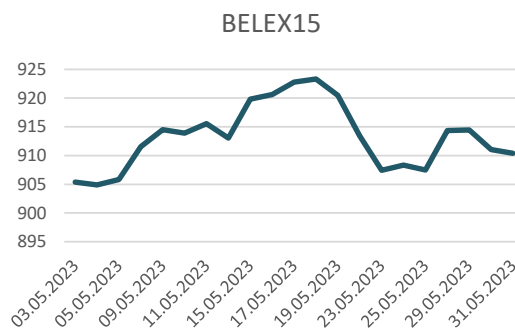


Segment	Total Turnover EUR	Trades
Prime Listing Shares	878.811	934
Prime Listing Bonds	9.376.059	436
Open Market Shares	1.670.584	519
MTP Shares	33.478	12
Total:	11.958.932	1.901



Total Market Capitalization (Shares) EUR: 3.746.692.503

Index	Last	Index Market Cap EUR	% Of Total Market Cap	Trades	Turnover EUR	Mohtly Change	YTD
BELEX15	910,39	2.306.317.773	61,56%	1.259	1.294.523	0,65%	10,40%
BELEXLine	1813,48	2.416.273.896	64,49%	1.354	2.519.671	0,36%	4,23%



Top 5 traded shares

Issuer	Ticker	Price RSD	Turnover EUR	% Change	Trades
Auto kuća 21. maj a.d. , Beograd	AKDM	651,00	941.431	0,00%	1
NIS a.d., Novi Sad	NIIS	850,00	778.422	6,78%	565
Dunav osiguranje a.d. , Beograd	DNOS	1.002,00	250.188	-6,09%	251
Žitopek a.d. , Niš	ZTPK	2.000,00	105.043	24,77%	30
Messer Tehnogas a.d. , Beograd	TGAS	14.005,00	77.643	0,04%	23

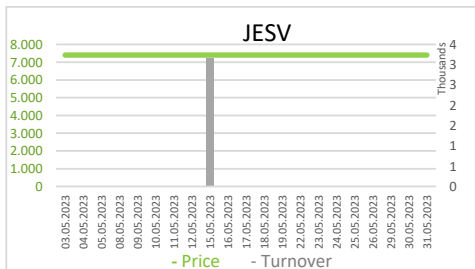
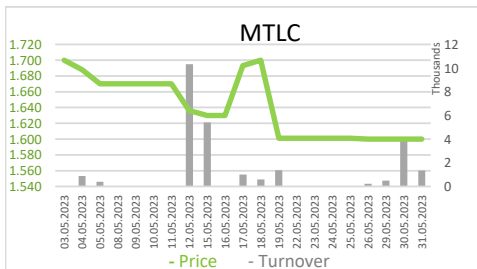
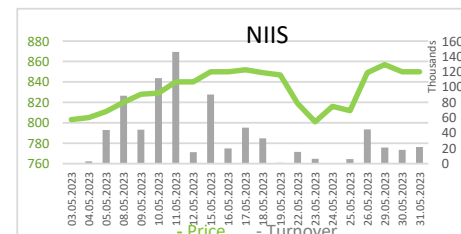
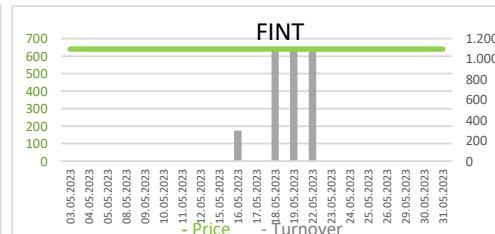
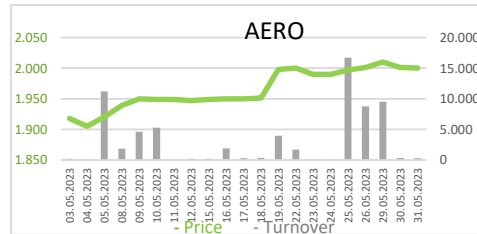
Top 3 gainers in the month	Ticker	Price RSD	% Change	Turnover EUR
Žitopek a.d. , Niš	ZTPK	2.000,00	24,77%	105.043
Impol Seval a.d. , Sevojno	IMPL	6.500,00	8,33%	72.353
NIS a.d., Novi Sad	NIIS	850,00	6,78%	778.422

Top 3 decliners in the month	Ticker	Price RSD	% Change	Turnover EUR
Putevi a.d. , Užice	PUUE	700,00	-18,60%	119
Lučić Prigrevica a.d. , Novi Sad	SJPR	560,00	-14,89%	320
AMS Osiguranje a.d. , Beograd	AMSOPB	800,00	-11,11%	546



Shares - Official Listing Segments

Prime Listing Shares								
Ticker	Issuer	Price RSD	Turnover EUR	Trades	1y price range	Issued shares	Monthly change	Market CAP
AERO	Aerodrom Nikola Tesla a.d. , Beogra	2.000,00	67.520	342	1300 - 2100	35.026.129	4,17%	597.335.806
FINT	Fintel energija a.d. , Beograd	640,00	3.574	4	590 - 670	26.510.506	0,00%	144.675.303
JESV	Jedinstvo a.d. , Sevojno	7.401,00	3.155	1	7100 - 8051	255.130	0,00%	16.100.833
MTLC	Metalac a.d. , Gornji Milanovac	1.600,00	26.139	22	1220 - 1730	2.040.000	-5,88%	27.832.137
NIIS	NIS a.d., Novi Sad	850,00	778.422	565	565 - 870	163.060.400	6,78%	1.181.854.026





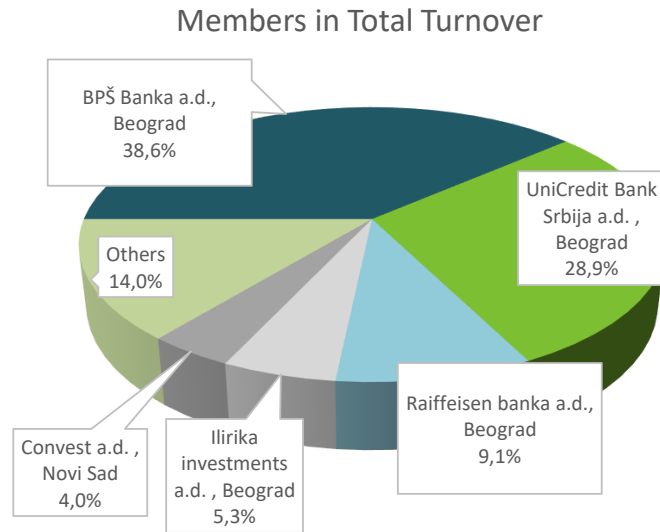
Bonds - Official Listing Segments

Prime Listing Bonds - top 5 Turnover							
Ticker	Issuer	Price	Turnover EUR	Trades	1y price range	No. of bonds	Monthly change
RSO19181	Republika Srbija	99,5235	9.028.182	4	96 - 106,5	15.000.000	0,47%
RSRES12A203	Republika Srbija	53,1100	23.701	20	51,14 - 64	350.924.820	-3,44%
RSRES12B202	Republika Srbija	88,0001	21.261	36	83,62 - 88,5	257.215.307	2,62%
RSRES12B202	Republika Srbija	95,2461	20.561	14	91,2 - 95,5	301.778.078	1,10%
RSRES12A202	Republika Srbija	81,0100	20.031	16	78 - 86	383.417.920	2,34%

Top Member Statistics

Trading in shares		
Member Name	Turnover EUR	% in Turnover
Ilirika investments a.d., Be	1.268.535	24,56%
Convest a.d., Novi Sad	955.929	18,51%
Tesla Capital a.d., Beograd	909.324	17,60%
Dunav Stockbroker a.d., B	586.161	11,35%
OTP banka Srbija a.d., Nov	447.210	8,66%

Member name	Trades	% in Trades
BPŠ Banka a.d., Beograd	676	23,07%
NLB Komercijalna banka a.	515	17,58%
Tesla Capital a.d., Beograd	392	13,38%
Dunav Stockbroker a.d., B	363	12,39%
OTP banka Srbija a.d., Nov	241	8,23%



Trading in bonds		
Member Name	Turnover EUR	% in Turnover
BPŠ Banka a.d., Beograd	9.157.757	48,84%
UniCredit Bank Srbija a.d., Beograd	6.914.623	36,87%
Raiffeisen banka a.d., Beograd	2.113.559	11,27%
NLB Komercijalna banka a.d., Beograd	217.110	1,16%
Momentum Securities a.d., Novi Sad	106.779	0,57%

Member name	Trades	% in Trades
NLB Komercijalna banka a.d., Beograd	306	35,09%
BPŠ Banka a.d., Beograd	152	17,43%
OTP banka Srbija a.d., Novi Sad	98	11,24%
Erste bank a.d., Novi Sad	93	10,67%
Momentum Securities a.d., Novi Sad	84	9,63%