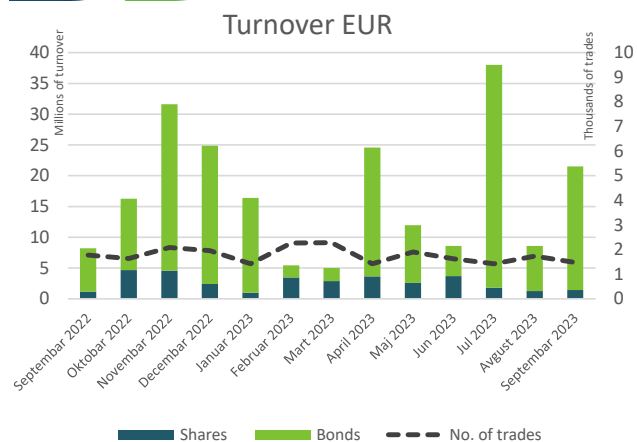


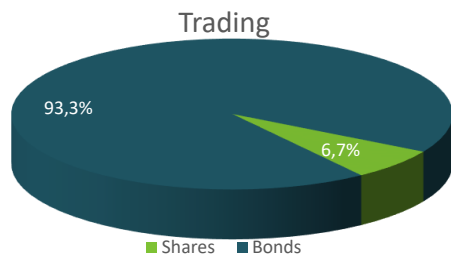


Belgrade Stock Exchange Monthly Report

September 2023

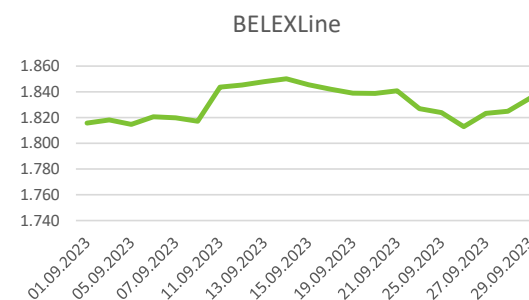
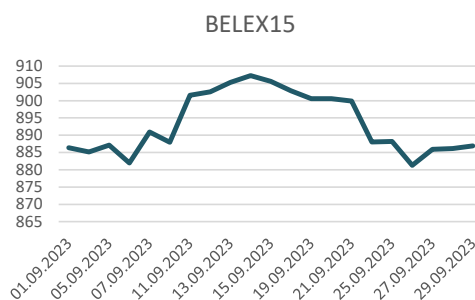


Segment	Total Turnover EUR	Trades
Prime Listing Shares	796.392	842
Prime Listing Bonds	20.046.658	117
Open Market Shares	648.581	519
MTP Shares	3.312	3
Total:	21.494.943	1.481



Total Market Capitalization (Shares) EUR: 3.614.656.876

Index	Last	Index Market Cap EUR	% Of Total Market Cap	Trades	Turnover EUR	Mothy Change	YTD
BELEX15	886,89	2.141.830.315	59,25%	1.132	1.124.998	0,22%	7,55%
BELEXLine	1835,02	2.253.107.046	62,33%	1.253	1.305.216	0,98%	5,47%



Top 5 traded shares

Issuer	Ticker	Price RSD	Turnover EUR	% Change	Trades
NIS a.d., Novi Sad	NIIS	736,00	558.973	2,65%	495
Dunav osiguranje a.d., Beograd	DNOS	972,00	178.545	0,21%	186
Messer Tehnogas a.d., Beograd	TGAS	16.700,00	123.778	7,74%	49
Aerodrom Nikola Tesla a.d., Beograd	AERO	1.910,00	122.609	-3,09%	287
Metalac a.d., Gornji Milanovac	MTLC	1.580,00	105.205	-1,37%	52

Top 3 gainers in the month

Ticker	Price RSD	% Change	Turnover EUR	
Goša FOM a.d., Smederevska Palanka	GFOM	750,00	50,00%	5.345
Žitopek a.d., Niš	ZTPK	2.900,00	16,00%	60.284
Jugoprevoz Kruševac a.d., Kruševac	JGPK	7.990,00	15,80%	38.249

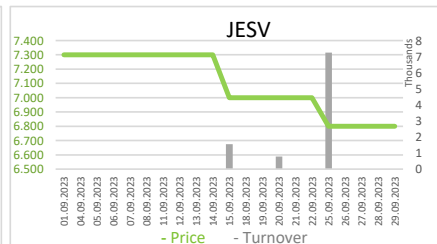
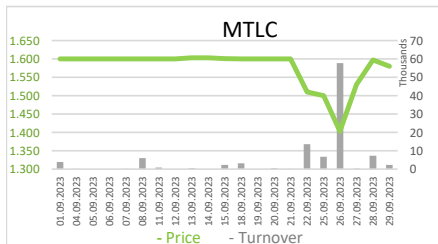
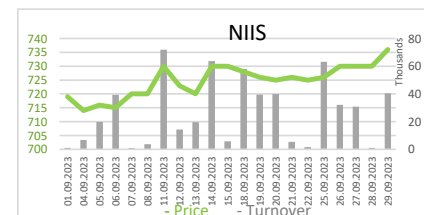
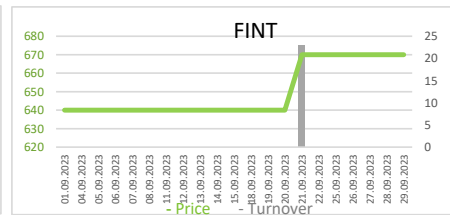
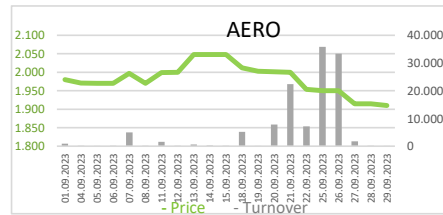
Top 3 decliners in the month

Ticker	Price RSD	% Change	Turnover EUR	
Venac a.d., Ruma	VNAC	300,00	-14,29%	5.934
Energoprojekt holding a.d., Beograd	ENHL	352,00	-12,00%	1.967
Jedinstvo a.d., Sevojno	JESV	6.800,00	-6,85%	9.581



Shares - Official Listing Segments

Prime Listing Shares								
Ticker	Issuer	Price RSD	Turnover EUR	Trades	1y price range	Issued shares	Monthly change	Market CAP
AERO	Aerodrom Nikola Tesla a.d. , Beograd	1.910,00	122.609	287	1350 - 2100	35.026.129	-3,09%	570.820.262
FINT	Fintel energija a.d. , Beograd	670,00	23	1	620 - 670	26.510.506	4,69%	151.553.751
JESV	Jedinstvo a.d. , Sevojno	6.800,00	9.581	7	6500 - 8051	255.130	-6,85%	14.802.815
MTLC	Metalac a.d. , Gornji Milanovac	1.580,00	105.205	52	1220 - 1730	2.040.000	-1,37%	27.501.800
NIIS	NIS a.d., Novi Sad	736,00	558.973	495	594 - 870	163.060.400	2,65%	1.024.000.546





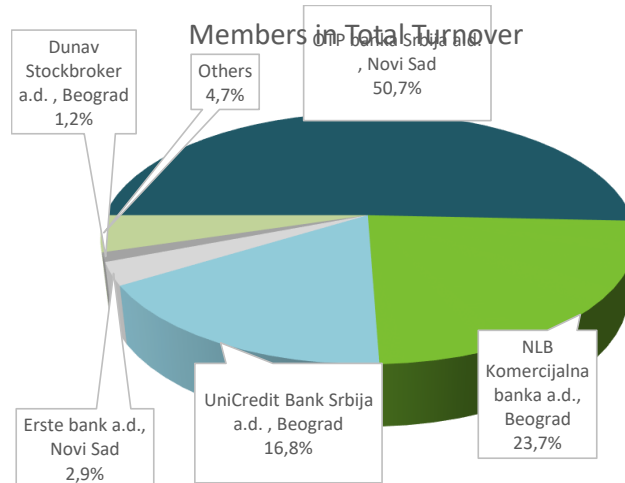
Bonds - Official Listing Segments

Prime Listing Bonds - top 5 Turnover							
Ticker	Issuer	Price	Turnover EUR	Trades	1y price range	No. of bonds	Monthly change
RSO18174	Republika Srbija	106,6389	7.211.604	1	98,7208 - 106,6389	15.490.669	0,55%
RSO22202	Republika Srbija	98,9794	6.829.579	1	98,7476 - 98,9794	200.000	0,12%
RSO20193	Republika Srbija	89,2412	4.873.431	1	79,2172 - 89,2412	19.527.230	4,31%
RSO19189	Republika Srbija	102,8662	583.148	1	98,0708 - 102,8662	2.000.000.000	4,89%
RSO19185	Republika Srbija	100,0492	350.172	1	98,6204 - 100,6984	151.375	0,34%

Top Member Statistics

Trading in shares		
Member Name	Turnover EUR	% in Turnover
Dunav Stockbroker a.d., Beograd	509.183	17,58%
Ilirika investments a.d., Beograd	498.773	17,22%
Tesla Capital a.d., Beograd	361.697	12,49%
NLB Komercijalna banka a.d., Beograd	319.424	11,03%
Momentum Securities a.d., Novi Sad	275.668	9,52%

Member name	Trades	% in Trades
BPŠ Banka a.d., Beograd	636	23,31%
NLB Komercijalna banka a.d., Beograd	604	22,14%
Dunav Stockbroker a.d., Beograd	303	11,11%
Tesla Capital a.d., Beograd	229	8,39%
OTP banka Srbija a.d., Novi Sad	199	7,29%



Trading in bonds		
Member Name	Turnover EUR	% in Turnover
OTP banka Srbija a.d., Novi Sad	21.584.140	53,84%
NLB Komercijalna banka a.d., Beograd	9.874.384	24,63%
UniCredit Bank Srbija a.d., Beograd	7.211.604	17,99%
Erste bank a.d., Novi Sad	1.167.708	2,91%
M&V Investments a.d., Beograd	111.751	0,28%

Member name	Trades	% in Trades
NLB Komercijalna banka a.d., Beograd	65	27,78%
M&V Investments a.d., Beograd	55	23,50%
BPŠ Banka a.d., Beograd	51	21,79%
Momentum Securities a.d., Novi Sad	35	14,96%
OTP banka Srbija a.d., Novi Sad	10	4,27%