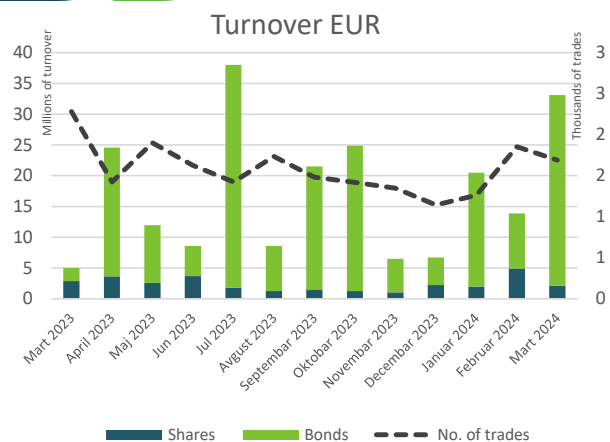


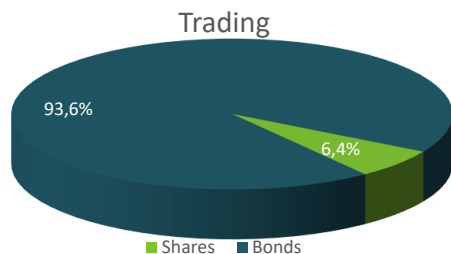


Belgrade Stock Exchange Monthly Report

March 2024

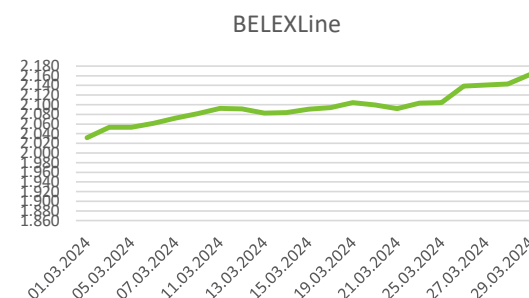
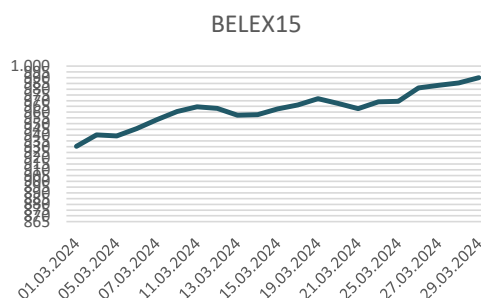


Segment	Total Turnover EUR	Trades
Prime Listing Shares	558.317	677
Prime Listing Bonds	30.975.879	441
Open Market Shares	1.555.495	572
MTP Shares	0	0
Total:	33.089.691	1.690



Total Market Capitalization (Shares) EUR: 3.823.594.341

Index	Last	Index Market Cap EUR	% Of Total Market Cap	Trades	Turnover EUR	Mothy Change	YTD
BELEX15	989,95	2.360.196.687	61,73%	1.037	1.368.385	6,92%	13,05%
BELEXLine	2162,70	2.506.645.625	65,56%	1.195	1.691.031	7,17%	12,99%



Top 5 traded shares						
Issuer	Ticker	Price RSD	Turnover EUR	% Change	Trades	
Messer Tehnogas a.d. , Beograd	TGAS	24.850,00	535.184	6,65%	75	
Dunav osiguranje a.d. , Beograd	DNOS	1.048,00	267.310	17,49%	275	
NIS a.d. , Novi Sad	NIIS	860,00	230.657	10,12%	347	
Žitopek a.d. , Niš	ZTPK	8.998,00	186.420	45,65%	59	
Jedinstvo a.d. , Sevojno	JESV	7.399,00	174.132	-1,35%	28	

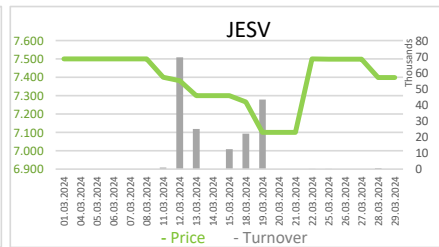
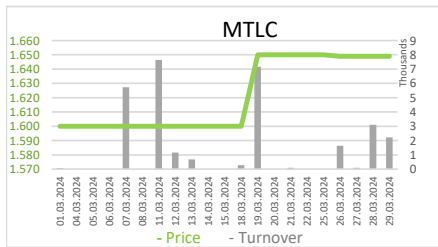
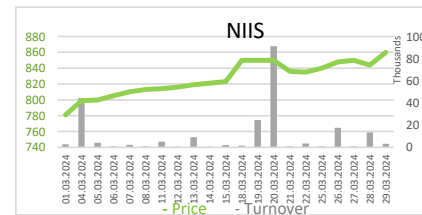
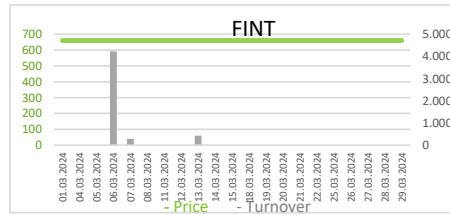
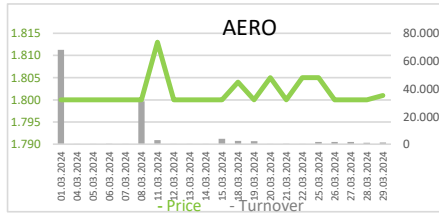
Top 3 gainers in the month				
Ticker	Price RSD	% Change	Turnover EUR	
Putevi a.d. , Požega	PUPO	950,00	171,43%	2.402
Žitopek a.d. , Niš	ZTPK	8.998,00	45,65%	186.420
Putevi a.d. , Užice	PUUE	2.550,00	30,84%	3.133

Top 3 decliners in the month				
Ticker	Price RSD	% Change	Turnover EUR	
Omoljica a.d. , Omoljica	OMOL	3.354,00	-15,94%	2.118
PPT Armature a.d. , Aleksandrovac	PPTA	460,00	-11,54%	8.769
Kopaonik a.d. , Beograd	KOPB	15.005,00	-6,22%	19.845



Shares - Official Listing Segments

Prime Listing Shares								
Ticker	Issuer	Price RSD	Turnover EUR	Trades	1y price range	Issued shares	Monthly change	Market CAP
AERO	Aerodrom Nikola Tesla a.d. , Beograd	1.801,00	118.706	266	1660 - 2100	35.026.129	0,06%	538.511.615
FINT	Fintel energija a.d. , Beograd	660,00	4.928	3	640 - 670	26.510.506	0,00%	149.365.801
JESV	Jedinstvo a.d. , Sevojno	7.399,00	174.132	28	6330 - 7500	232.703	-1,35%	14.698.203
MTLC	Metalac a.d. , Gornji Milanovac	1.649,00	29.894	33	1400 - 1730	2.040.000	6,32%	28.717.064
NIIS	NIS a.d., Novi Sad	860,00	230.657	347	684 - 870	163.060.400	10,12%	1.197.115.830





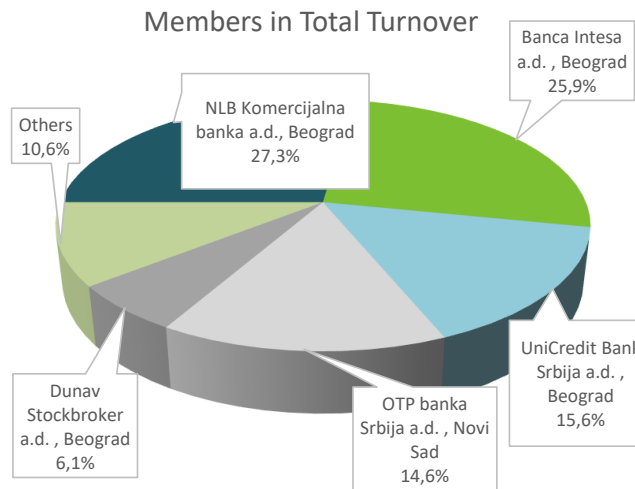
Bonds - Official Listing Segments

Prime Listing Bonds - top 5 Turnover							
Ticker	Issuer	Price	Turnover EUR	Trades	1y price range	No. of bonds	Monthly change
RSO19181	Republika Srbija	100,2406	17.106.357	1	97,59 - 103,6858	15.000.000	0,75%
RSO18174	Republika Srbija	103,9090	6.784.250	3	103,1586 - 109,1661	15.490.669	0,73%
RSO23208	Republika Srbija	110,2439	3.514.425	3	106,8915 - 107,5028	15.000.000	2,55%
RSO20193	Republika Srbija	90,7698	1.857.936	2	89,2412 - 92,15	19.527.230	0,89%
RSO19183	Republika Srbija	97,7504	694.028	1	96,3239 - 104,2065	100.000	-6,20%

Top Member Statistics

Trading in shares		
Member Name	Turnover EUR	% in Turnover
Momentum Securities a.d.	1.039.913	24,60%
NLB Komercijalna banka a.	506.412	11,98%
Dunav Stockbroker a.d. , B	498.879	11,80%
Ilirika investments a.d. , Be	404.532	9,57%
Tesla Capital a.d., Beograd	399.906	9,46%

Member name	Trades	% in Trades
NLB Komercijalna banka a.	547	21,90%
BPŠ Banka a.d., Beograd	481	19,26%
Dunav Stockbroker a.d. , B	323	12,93%
Ilirika investments a.d. , Be	145	5,80%
Erste bank a.d., Novi Sad	134	5,36%



Trading in bonds		
Member Name	Turnover EUR	% in Turnover
NLB Komercijalna banka a.d., Beograd	17.536.931	28,31%
Banca Intesa a.d., Beograd	17.128.830	27,65%
UniCredit Bank Srbija a.d., Beograd	10.298.674	16,62%
OTP banka Srbija a.d., Novi Sad	9.616.703	15,52%
Dunav Stockbroker a.d., Beograd	3.526.307	5,69%

Member name	Trades	% in Trades
BPŠ Banka a.d., Beograd	200	22,68%
NLB Komercijalna banka a.d., Beograd	179	20,29%
Momentum Securities a.d., Novi Sad	144	16,33%
M&V Investments a.d., Beograd	95	10,77%
OTP banka Srbija a.d., Novi Sad	87	9,86%